

GUAM PUBLIC SCHOOL SYSTEM
TEXTBOOK INVENTORY
JUNE 2006

HIGH SCHOOLS

GDE LVL	PUBLISHER TEXTBOOK	ISBN NO	SHS	JFK	SSHS	GWHS	J.P. Torres Alternative	INV QTY	LOST/ DAMAGED QTY	UNIT PRICE	INV QTY EXTENDED AMOUNT	LOST/DAM EXTENDED AMOUNT
	SCIENCE											
	Interactive Student Edition CD-Rom	827819-8	2		2			4		\$ 57.99	\$ 231.96	\$ -
	Mindjogger Videoquizzes VHS	825503-8	22		2			24		\$ 149.97	\$ 3,599.28	\$ -
	Interactive Lesson Planner CD-Rom	826277-1	2					2		\$ 323.49	\$ 646.98	\$ -
	Student Edition Lab Manual	825483-X	112		33			145		\$ 12.99	\$ 1,883.55	\$ -
	Student Lab Manual	824524-9	2		33			35		\$ 12.99	\$ 454.65	\$ -
	Addison Wesley											
	Biology 2002 - 6th Ed	0-8053-										
HS/AP	Student Edition with CD, HS Binding	0009-0			33			33		\$ 86.47	\$ 2,853.51	\$ -
	Student Study Guide	6634-2			33			33		\$ 23.97	\$ 791.01	\$ -
	Lab Manual	7365-9			33			33		\$ 39.97	\$ 1,319.01	\$ -
	Technology:							0				
	Instructor's Guide to Text and Media	6635-0			2			2		\$ 18.97	\$ 37.94	\$ -
	Test Bank	6637-7			2			2		\$ 18.97	\$ 37.94	\$ -
	Image Presentation Library	6632-6			2			2		\$ 99.97	\$ 199.94	\$ -
	Transparencies	6636-9			2			2		\$ 399.97	\$ 799.94	\$ -
	Preparation Guide	7367-5			2			2		\$ 9.97	\$ 19.94	\$ -
	Instructor's Edition to Labs	7366-7						0		\$ 39.97	\$ -	\$ -
	Biology 2005 - 7th Ed											
HS/AP	Student Edition, HS Binding	6777-2						0		\$ 89.97	\$ -	\$ -
	Study Guide	7155-9						0		\$ 18.97	\$ -	\$ -
	Lab Manual	7179-6						0		\$ 41.47	\$ -	\$ -
	Technology:											
	Instructor's Guide to Text and Media	7148-6						0		\$ 18.97	\$ -	\$ -
	Printed Test Bank	7154-0						0		\$ 18.97	\$ -	\$ -
	Transparency Acetates	7149-4						0		\$ 399.97	\$ -	\$ -
	Preparation Guide for Investigating Bio	7181-8						0		\$ 9.97	\$ -	\$ -
	Annotated Instructor's Ed for Investigating Bio	7180-X						0		\$ 41.47	\$ -	\$ -

GUAM PUBLIC SCHOOL SYSTEM
TEXTBOOK INVENTORY
JUNE 2006

HIGH SCHOOLS

GDE	PUBLISHER	ISBN NO	SHS	JFK	SSHS	GWHS	J.P. Torres	INV	LOST/DAMAGED	UNIT PRICE	INV QTY	LOST/DAM
LVL	TEXTBOOK						Alternative	QTY	QTY		EXTENDED AMOUNT	EXTENDED AMOUNT
	SCIENCE											
	Practicing Biology	7184-2						0		\$ 18.97	\$ -	\$ -
	Biological Inquiry: Case Studies	7176-1						0		\$ 23.97	\$ -	\$ -
	Instructor's Gde for Bio Inquiry Case Studies	7177-X						0		\$ 18.97	\$ -	\$ -
	ExamView Computerized Test Bank	7129-X						0		\$ 49.97	\$ -	\$ -
	Website Access	0-13-034391-9						0				
	Globe Fearon											
HS/	Globe Biology	0-835-										
LOTE	Student Edition	95738-1			59			59		\$ 58.95	\$ 3,478.05	\$ -
	Annotated Teacher's Edition	95737-3			1			1		\$ 68.95	\$ 68.95	\$ -
	Teacher's Resource Book	95743-8			2			2		\$ 154.50	\$ 309.00	\$ -
	Lab Program	95745-4			2			2		\$ 14.95	\$ 29.90	\$ -
	ATE Lab Program	95744-6			2			2		\$ 19.95	\$ 39.90	\$ -
	Color Transparencies with Teacher's Guide	95741-1						0		\$ 110.95	\$ -	\$ -

Social Studies

GUAM PUBLIC SCHOOL SYSTEM
TEXTBOOK INVENTORY
JUNE 2006

HIGH SCHOOLS

GDE	PUBLISHER	ISBN NO	BOOK NO	SHS	JFK	SSHS	GWHS	J.P. Torres	INV	LOST/DAMAGED	UNIT PRICE	INV QTY	LOST/DAMAGED
LVL	TEXTBOOK							Alternative	QTY	QTY	PRICE	EXTENDED AMOUNT	EXTENDED AMOUNT
	SOCIAL STUDIES												
	McDougal Littell												
	U.S. History												
	Regular/Honors Class												
		0-395-											
11	Pupil Edition: The Americans (1998)	85182-3	2-80300			300	600		900		\$ 66.78	\$ 60,102.00	\$ -
	Annotated Teacher Edition (1998)	85183-1	2-80301			5	3		8		\$ 99.48	\$ 795.84	\$ -
	Teacher's Resource Package	87063-1	2-80339			5	3		8		\$514.08	\$ 4,112.64	\$ -
	*Lesson Plans	95671-4	2-88565			5			5		\$ 34.20	\$ 171.00	\$ -
	*Reading Study Guide (English)	95668-4	2-88562			5			5		\$ 11.40	\$ 57.00	\$ -
	*Reading Study Guide Answer Key	95670-6	2-88564						0		\$ 5.67	\$ -	\$ -
	Critical Thinking Transparencies	89370-4	2-80392					1	0		\$125.49	\$ -	\$ -
	Geography Transparencies	89369-0	2-80391					1	0		\$125.49	\$ -	\$ -
	Humanities Transparencies	89371-2	2-80393					1	0		\$125.49	\$ -	\$ -
	American Stores Video		2-80327						0		\$199.95	\$ -	\$ -
		0-618-											
	The Americans Workbook	15632-1	2-01343						0		\$ 6.99	\$ -	\$ -
	The Americans Workbook Answer Key	15637-2	2-01345						0		\$ 3.99	\$ -	\$ -
	Test Generator CD-ROM	18253-5	2-37960						0		\$315.99	\$ -	\$ -
	Bess Press												
HS	Ancient Chamorro Society	1-880188-05-8				164	374		538		\$ 73.27	\$ 39,419.26	\$ -
	Activity Book with Answer Key	1-880188-07-4				176			176		\$ 14.60	\$ 2,569.60	\$ -
	Answer Key	1-57306-014-3							0		\$ 17.27	\$ -	\$ -
HS	Pacific Island Battlegrounds of	1-57306-008-9				318	40		358		\$ 29.95	\$ 10,722.10	\$ -
	World War II Then and Now	1-880188-94-5				128			128		\$ 19.95	\$ 2,553.60	\$ -
HS	Pacific Nations & Territories	1-57306-001-1				16			16		\$ 73.27	\$ 1,172.32	\$ -
	Workbook	1-57306-002-X							0		\$ 9.27	\$ -	\$ -
	Answer Key	1-57306-003-8							0		\$ 9.27	\$ -	\$ -

GUAM PUBLIC SCHOOL SYSTEM
TEXTBOOK INVENTORY
JUNE 2006

HIGH SCHOOLS

GDE	PUBLISHER	ISBN NO	BOOK NO	SHS	JFK	SSH	GWHS	J.P. Torres	INV	LOST/DAM	UNIT	INV QTY	LOST/DAM
LVL	TEXTBOOK							Alternative	QTY	DAMAGED	PRICE	EXTENDED	EXTENDED
										QTY		AMOUNT	AMOUNT
SOCIAL STUDIES													
7th Grade Reading Level													
HS	Pacific Neighbors	1-57306-022-4					383		383		\$ 73.27	\$ 28,062.41	\$ -
	Workbook	1-57306-061-5					342		342		\$ 9.27	\$ 3,170.34	\$ -
	Answer Key	1-57306-071-2							0		\$ 9.27	\$ -	\$ -
4th Grade Reading Level													
HS	A History of Guam	1-57306-068-2				53	189		242		\$ 73.27	\$ 17,731.34	\$ -
	Skills Book	1-57306-070-4				8	200		208		\$ 17.27	\$ 3,592.16	\$ -
	Teacher's Answer Key	1-57306-126-3					6		6		\$ 17.27	\$ 103.62	\$ -
4th Grade Reading Level													
HS	Guam: A Natural History	1-57306-067-4					62		62				
	Skills Book	1-57306-069-0					62		62		\$ 73.27	\$ 4,542.74	\$ -
	Answer Key	1-57306-127-1				33			33		\$ 17.27	\$ 569.91	\$ -
MacMillan/McGraw Hill													
Economics 0-02													
Principles & Practices (1999)													
HS	Student Edition	823556-8					10		10		\$ 65.97	\$ 659.70	\$ -
	Teacher's Wraparound Edition	823560-6							0		\$ 81.99	\$ -	\$ -
	Teacher Classroom Resources	823561-4							0		\$ 387.99	\$ -	\$ -
	Electronic Teacher Classroom Resource (Window)	823569-X							0		\$ 387.99	\$ -	\$ -
	Teaching Transparencies Package	823074-4							0		\$ 66.84	\$ -	\$ -
	Testmaker Package (Window)	823606-8							0		\$ 199.56	\$ -	\$ -
	Mindjogger Videoquiz VHS Pkg	823564-9							0		\$ 176.10	\$ -	\$ -
Principles & Practices (2003) 0-07-													
	Student Edition	825977-0							0		\$ 60.99	\$ -	\$ -
	Interactive Student Edition	828093-1							0		\$ 60.99	\$ -	\$ -
	Teacher Wraparound Edition	825978-9							0		\$ 78.99	\$ -	\$ -

GUAM PUBLIC SCHOOL SYSTEM
TEXTBOOK INVENTORY
JUNE 2006

HIGH SCHOOLS

GDE	PUBLISHER	ISBN NO	BOOK NO	SHS	JFK	SSHS	GWHS	J.P. Torres	INV	LOST/	UNIT	INV QTY	LOST/DAM
LVL	TEXTBOOK							Alternative	QTY	DAMAGED	PRICE	EXTENDED	EXTENDED
										QTY		AMOUNT	AMOUNT
SOCIAL STUDIES													
	Teacher Classroom Resources	825979-7							0		\$ 363.99	\$ -	\$ -
	TeacherWorks, CD-ROM	829259-X							0		\$ 478.98	\$ -	\$ -
	Inclusion for the Social Studies Clrm	822475-6							0		\$ 40.98	\$ -	\$ -
	Reading Essentials & Study Guide	860600-4							0		\$ 15.99	\$ -	\$ -
	*Reading Essentials & Study Gde TE	830098-3							0		\$ 28.98	\$ -	\$ -
	Reading in the Content Area HS	825809-X							0		\$ 20.97	\$ -	\$ -
	Teaching Transparency Binder	822414-4							0		\$ 62.49	\$ -	\$ -
	ExamView Pro Testmaker	829255-7							0		\$ 169.98	\$ -	\$ -
	Mindjogger Videoquiz, DVD	825065-X							0		\$ 109.98	\$ -	\$ -
	Mindjogger Videoquiz, VHS	822548-5							0		\$ 89.97	\$ -	\$ -
Prentice Hall													
World History													
World History Connections Today (1997)													
H/AP	Student Edition	803271-8					200		200		\$ 64.47	\$ 12,894.00	\$ -
10	Teacher's Edition	410390-4							0		\$ 84.97	\$ -	\$ -
	Teaching Resources	410408-0							0		\$ 417.47	\$ -	\$ -
	Resources Pro CD-ROM	050179-4							0		\$ 199.97	\$ -	\$ -
	Color Transparencies with Overlays	410416-1							0		\$ 197.47	\$ -	\$ -
	World History Historical Outline Map Book	917326-3							0		\$ 32.47	\$ -	\$ -
	World Masterpieces Audiotapes	065103-6							0		\$ 183.97	\$ -	\$ -
	Nystrom Desk Atlas (set of 30)	414285-3							0		\$ 330.00	\$ -	\$ -
	Nystrom Desk Atlas (single copy)	414277-2							0		\$ 12.00	\$ -	\$ -
World History Connections Today (2003)													
	Student Edition (Survey)	062790-9							0		\$ 64.47	\$ -	\$ -
	Student Edition (Volume 1)	062805-0					300		300		\$ 60.97	\$ 18,291.00	\$ -
	Teacher's Edition (Survey/Volume 1)	062803-4					2		2		\$ 94.97	\$ 189.94	\$ -
	Teaching Resources	062799-2							0		\$ 417.47	\$ -	\$ -
	Interactive Textbook CD-ROM	062898-0							0		\$ 39.97	\$ -	\$ -

GUAM PUBLIC SCHOOL SYSTEM
TEXTBOOK INVENTORY
JUNE 2006

HIGH SCHOOLS

GDE	PUBLISHER	ISBN NO	BOOK NO.	SHS	JFK	SSHS	GWHS	J.P. Torres	INV	LOST/	UNIT	INV QTY	LOST/DAM
LVL	TEXTBOOK							Alternative	QTY	DAMAGED	PRICE	EXTENDED	EXTENDED
										QTY		AMOUNT	AMOUNT
	SOCIAL STUDIES												
	Interactive Textbook Online Access (Survey/Volume 1)	181560-1							0		\$ 64.97	\$ -	\$ -
	Text Teacher's Online Access Pack (Survey/Volume 1)	064133-2							0		\$ 299.97	\$ -	\$ -
	Survey with Guide to the Essentials of World History	063486-7							0		\$ 66.47	\$ -	\$ -
	Vol. 1 with Guide to the Essentials of World History	063483-2							0		\$ 62.97	\$ -	\$ -
	Nystrom Desk Atlas (set of 30)	414285-3							0		\$ 330.00	\$ -	\$ -
	Nystrom Desk Atlas (single copy)	414277-2							0		\$ 12.00	\$ -	\$ -
	Resources Pro CD-ROM, Survey/Volume 1	062903-0							0		\$ 199.97	\$ -	\$ -
	World History Connections Today (2005)												
	Student Edition (Survey)	128334-0							0		\$ 64.47	\$ -	\$ -
	Student Edition (Volume 1)	181761-2							0		\$ 60.97	\$ -	\$ -
	Teacher's Edition (Survey/Volume 1)	181762-0							0		\$ 94.97	\$ -	\$ -
	Teaching Resources	181763-9							0		\$ 417.47	\$ -	\$ -
	Nystrom Desk Atlas (set of 30)	414285-3							0		\$ 330.00	\$ -	\$ -
	Nystrom Desk Atlas (single copy)	414277-2							0		\$ 12.00	\$ -	\$ -
	World History Color Transparencies	050695-8							0		\$ 197.47	\$ -	\$ -
	World History Historical Outline Map Book	063682-7							0		\$ 31.47	\$ -	\$ -
	Test Prep Workbook	128269-7							0		\$ 4.97	\$ -	\$ -
	Test Prep Workbook Answer Key	128263-8							0		\$ 5.97	\$ -	\$ -
	ExamView Test Bank CD-ROM Survey/Vol 1	181757-4							0		\$ 236.97	\$ -	\$ -
	MindPoint Quiz Show CD-ROM Survey/Vol 1	130922-6							0		\$ 49.97	\$ -	\$ -
	Allyn and Bacon												
	Psychology	0-205-											
HS	SE Psychology	188995-4					55	60	115		\$ 53.25	\$ 6,123.75	\$ -
	TE Psychology	26323-2							0		\$ 102.00	\$ -	\$ -
	Teacher's Multi-media Package	26324-0							0		\$ 249.00	\$ -	\$ -

GUAM PUBLIC SCHOOL SYSTEM
TEXTBOOK INVENTORY
JUNE 2006

HIGH SCHOOLS

GDE	PUBLISHER	ISBN NO.	BOOK NO.	SHE	JFK	SSHS	GWHS	J.P. Torres	INV	LOST/	UNIT	INV QTY	LOST/DAM
LVL	TEXTBOOK							Alternative	QTY	DAMAGED	PRICE	EXTENDED	EXTENDED
										QTY		AMOUNT	AMOUNT
SOCIAL STUDIES													
Scott Foresman													
	AP Government in America 9th Ed.	0-321											
AP	Student Edition with School Binding	07635-4							0		\$ 51.00	\$ -	\$ -
	Instructor's Manual	06597-2							0		\$ 18.97	\$ -	\$ -
	Study Guide	04840-7							0		\$ 22.97	\$ -	\$ -
	Transparencies	06947-1							0		\$ 99.97	\$ -	\$ -
	Test Generator WIN/MAC CD-ROM	06599-9							0		\$ 49.97	\$ -	\$ -
	Test Bank	06598-0							0		\$ 18.97	\$ -	\$ -
	Instructor Presentation CD-ROM	06970-6							0		\$ 14.97	\$ -	\$ -
	Interactive Edition CD-ROM	07633-8							0		\$ 51.00	\$ -	\$ -
	Writing In Political Science	06998-6							0		\$ 22.97	\$ -	\$ -
	AP Government in America 11th Ed. 2004												
AP	Student Edition with School Binding	19524-8				45			45		\$ 65.47	\$ 2,946.15	\$ -
	Instructor's Manual	18826-8							0		\$ 18.97	\$ -	\$ -
	Study Guide	18824-1							0		\$ 23.97	\$ -	\$ -
	Transparencies	18817-9							0		\$ 99.97	\$ -	\$ -
	Test Generator EQ CTB	18821-7							0		\$ 49.97	\$ -	\$ -
	AP Test Bank	18822-5							0		\$ 18.97	\$ -	\$ -
	Sanchez Publishing House Co.												
9	Guahan, Guam: The History of Our Island	NA				263	60		323		\$ 46.00	\$ 14,858.00	\$ -
	Roque Eustaquio												
9	Isla	0-9624930-2-3				290	250		540		\$ 50.00	\$ 27,000.00	\$ -
	Chamorro Heritage Institute												
	Hale'ta Series												
9	I Ma Gobetna-na Guam: Governing Guam Before and After the Wars	1-883488-02-8				11			11		\$ 35.00	\$ 385.00	\$ -

GUAM PUBLIC SCHOOL SYSTEM
TEXTBOOK INVENTORY
JUNE 2006

HIGH SCHOOLS

GDE	PUBLISHER	ISBN NO	BOOK NO.	SHS	JFK	SSHS	GWHS	J.P. Torres	INV	LOST/	UNIT	INV QTY	LOST/DAM
LVL	TEXTBOOK							Alternative	QTY	DAMAGED	PRICE	EXTENDED	EXTENDED
										QTY		AMOUNT	AMOUNT
SOCIAL STUDIES													
9	The Quest for Commonwealth (Kinalamten Pulitika)	1-883488-03-6							0		\$ 35.00	\$ -	\$ -
12	The Chamorro Identity (Hinasso: Tinige'Put Chamorro:Insights)	1-883488-00-X							0		\$ 35.00	\$ -	\$ -
Silver Burdett Ginn													
World Geography													
SSLot	Student Edition	32183-9			73	38			111		\$ 44.75	\$ 4,967.25	\$ -
	Teacher Edition	32194-4							0		\$ 59.95	\$ -	\$ -
	Workbook	32055-7							0		\$ 9.85	\$ -	\$ -
	TE Workbook	32075-1							0		\$ 15.15	\$ -	\$ -
Globe Fearon													
Exploring U. S. History													
SSLot	Student Text	93223-0							0		\$ 341.95	\$ -	\$ -
	Critical Thinking Workbook	93402-0							0		\$ 80.95	\$ -	\$ -
Holt, Rinehart & Winston													
WORLD GEOGRAPHY													
	Student Edition – World Geo Today	H64682-0			774		405		1179		\$ 63.95	\$ 75,397.05	\$ -
	Annotated Teacher's Edition	H65409-2				4	3		7		\$ 92.95	\$ 650.65	\$ -
	Student Edition CD-ROM	H50944-0				4			4		\$ 63.95	\$ 255.80	\$ -
	**Student Edition CD-ROM (set of 25)	H35903-1							0		\$ 448.75	\$ -	\$ -
	Teaching Resources	H65431-9				5			5		\$ 389.00	\$ 1,945.00	\$ -
	*Critical Thinking Activities	H65411-4							0		\$ 19.75	\$ -	\$ -
	*Document-Based Questions Activities for World History and Geography	H66688-0							0		\$ 19.75	\$ -	\$ -
	*Document-Based Questions Activities for World Hist and Geo Answer Key	H66689-9							0		\$ 6.00	\$ -	\$ -

GUAM PUBLIC SCHOOL SYSTEM
TEXTBOOK INVENTORY
JUNE 2006

HIGH SCHOOLS

GDE	PUBLISHER	ISBN NO.	BOOK NO.	SHS	JFK	SSHS	GWHS	J.P. Torres	INV	LOST/	UNIT	INV QTY	LOST/DAM
LVL	TEXTBOOK							Alternative	QTY	DAMAGED	PRICE	EXTENDED	EXTENDED
										QTY		AMOUNT	AMOUNT
	SOCIAL STUDIES												
	*Map Activities	H65421-1								0	\$ 19.75	\$ -	\$ -
	*Transparency Directory for Geography and Cultures Visual Resources	H64668-5								0	\$ 9.90	\$ -	\$ -
	*The Complete School Atlas	H50818-5								0	\$ 14.95	\$ -	\$ -
	*Daily Quizzes	H65414-9								0	\$ 19.75	\$ -	\$ -
	*Main Idea Activities for English Language Learners and Special-Needs Students	H65419-X								0	\$ 19.75	\$ -	\$ -
	*Lab Activities for Geography and Earth Science	H54909-4								0	\$ 15.30	\$ -	\$ -
	*Reading Strategies for the Social Studies Classroom	H65354-1								0	\$ 19.75	\$ -	\$ -
	*Readings in World Geography, History, and Culture	H54911-6								0	\$ 28.70	\$ -	\$ -
	*Social Studies Skills Review	H51979-9								0	\$ 20.25	\$ -	\$ -
	*Transparency Directory for Geography And Cultures/Visual Resources	H64668-5								0	\$ 9.90	\$ -	\$ -
	*World and Regional Outline Maps	H06794-4								0	\$ 10.30	\$ -	\$ -
	CNN Presents Geography: Yesterday And Today	H17159-8								0	\$ 54.85	\$ -	\$ -
	CNN Presents World Cultures: Yesterday and Today	H56478-6								0	\$ 54.85	\$ -	\$ -
	CNN Presents September 11, 2001: A Turning Point in History, Part 1	H67731-9								0	\$ 54.85	\$ -	\$ -
	CNN Presents September 11, 2001: A Turning Point in History, Part 2	H67729-7								0	\$ 54.85	\$ -	\$ -
	CNN Presents September 11, 2001: A Turning Point in History, Part 3	H73281-6								0	\$ 54.85	\$ -	\$ -
	One Stop Planner CD-ROM w/Test Gen	H65433-5					2			2	\$ 80.30	\$ 160.60	\$ -

GUAM PUBLIC SCHOOL SYSTEM
TEXTBOOK INVENTORY
JUNE 2006

HIGH SCHOOLS

GDE	PUBLISHER	ISBN NO	BOOK NO	SHS	JFK	SSHS	GWHS	J.P. Torres	INV	LOST/	UNIT	INV QTY	LOST/DAM
LVL	TEXTBOOK							Alternative	QTY	DAMAGED	PRICE	EXTENDED	EXTENDED
										QTY		AMOUNT	AMOUNT
SOCIAL STUDIES													
Harper Collins													
AP U.S. History		0-321											
11	SE: The American Nation	05287-0		547	23				570		\$ 53.25	\$ 30,352.50	\$ -
	Instructor's Manual	06381-3							0		\$ 7.96	\$ -	\$ -
Sociology In Focus		0-321											
HS	Student Edition	00210-5					60		60		\$ 32.00	\$ 1,920.00	\$ -
	Teacher's Edition	04092-9							0		\$ 75.00	\$ -	\$ -
Prentice Hall													
Government		0-13											
Magruder's American Government		0-13											
12	Student Edition – 1998	434756-0		259	179	300			738		\$ 63.97	\$ 47,209.86	\$ -
	Annotated Teacher Edition	434757-9							0		\$ 84.97	\$ -	\$ -
	Teaching Resources	433205.9							0		\$ 417.47	\$ -	\$ -
	Government in Action Transparencies	434429-4							0		\$ 197.47	\$ -	\$ -
	Constitution Study Guide	423989-X							0		\$ 8.97	\$ -	\$ -
	Constitution Study Guide Teacher's Manual	434414-6							0		\$ 32.47	\$ -	\$ -
Magruder's American Government		0-13-											
	Student Edition – 2005	166803-X				550			550		\$ 63.97	\$ 35,183.50	\$ -
	Teacher's Edition	166804-8				5			5		\$ 94.97	\$ 474.85	\$ -
	Teaching Resources	166894-3				3			3		\$ 417.47	\$ 1,252.41	\$ -
	Student Edition with Guide to Essentials	166909-5							0		\$ 65.97	\$ -	\$ -
	ExamView Test Bank CD-ROM	166825-0							0		\$ 236.97	\$ -	\$ -
	Government Assessment Rubrics	166821-8							0		\$ 9.97	\$ -	\$ -
	Test-Taking Strategies Transparencies	128385-5							0		\$ 48.97	\$ -	\$ -
	Test Prep Workbook	166809-9							0		\$ 4.97	\$ -	\$ -
	Test Prep Workbook Answer Key	166812-9							0		\$ 5.97	\$ -	\$ -
	Lesson Planner	166822-6							0		\$ 28.97	\$ -	\$ -

GUAM PUBLIC SCHOOL SYSTEM
TEXTBOOK INVENTORY
JUNE 2006

HIGH SCHOOLS

GDE	PUBLISHER	ISBN NO	BOOK NO	SHS	JFK	SSHS	GWHS	J.P. Torres	INV	LOST/	UNIT	INV QTY	LOST/DAM
LVL	TEXTBOOK							Alternative	QTY	DAMAGED	PRICE	EXTENDED	EXTENDED
										QTY		AMOUNT	AMOUNT
SOCIAL STUDIES													
	Constitution Study Guide	043835-9					2		2		\$ 8.97	\$ 17.94	\$ -
	Constitution Study Guide Teacher's Manual	043836-7							0		\$ 32.47	\$ -	\$ -
	Guide to the Essentials (English)	166807-2							0		\$ 7.97	\$ -	\$ -
	Guide to the Essentials Teacher's Man. (English)	166811-0							0				
	Guided Reading and Review Wk (English)	067955-0							0		\$ 4.97	\$ -	\$ -
	Guided Reading and Review Wk (English) TE	067956-9							0		\$ 20.97	\$ -	\$ -
	Section Support Transparencies	166805-6							0		\$ 197.97	\$ -	\$ -
	Teacher EXPRESS CD-ROM	166806-4							0		\$ 199.97	\$ -	\$ -
McDougal Littell													
World History													
10	PE: Perspectives On The Past		0-40533		145	300			445		\$ 54.24	\$ 24,136.80	\$ -
	Teacher's Edition		0-40534			5			5		\$ 79.80	\$ 399.00	\$ -
	Teacher Resource		0-40535			5			5		\$ 470.76	\$ 2,353.80	\$ -
U.S. History													
AP American Government													
12	Pupil's Edition		3-60517						0		\$ 45.87	\$ -	\$ -
	Student Handbook		3-60502						0		\$ 17.37	\$ -	\$ -
	Resource Manual		3-60519						0		\$ 8.97	\$ -	\$ -
	Overhead Transparencies		3-60527						0		\$ 70.17	\$ -	\$ -
TOTAL				0	1798	2445	4474	3	8717	0		\$ 489,472.43	\$ -

• **World**

• **Language**

GUAM PUBLIC SCHOOL SYSTEM
TEXTBOOK INVENTORY
JUNE 2006

HIGH SCHOOLS

GDE	TEXTBOOK PUBLISHER	ISBN NO	BOOK NO.	SHS	JFK	SSHS	GWHS	J.P. Torres Alternative	INV QTY	LOST/DAMAGED QTY	UNIT PRICE	INV QTY	EXTENDED AMOUNT	LOST/DAMAGED QTY	EXTENDED AMOUNT
	WORLD LANGUAGE														
	D.C. Heath & Co (By: McDougal Littell)														
	SPANISH														
	Spanish for Mastery, Lvl 1 1997, 1994	0-669-													
HS	Pupil Edition: 'Ique' tal?	31311-4	0-31311	100		475	146		621	20	\$ 57.45	\$ 35,676.45	\$ 1,149.00		
	Teacher's Annotated Edition	31312-2	0-31312	2		3	2		5		\$ 80.37	\$ 401.85			
	Teacher's Resource Package	31313-0	0-31313	2			1		1		\$ 119.58	\$ 119.58			
	*Answer Key to Student Text	31315-7	0-31315			3	2		5		\$ 19.74	\$ 98.70			
	*Expanded Workbook, TAE	31340-8	0-31340			3	2		5		\$ 23.13	\$ 115.65			
	*Tapescript	31326-2	0-31326				2		2		\$ 18.51	\$ 37.02			
	*Test Guide (separate)	31330-0	0-31330				2		2		\$ 19.74	\$ 39.48			
	*Question Cards	31319-X	0-31319				2		2		\$ 19.74	\$ 39.48			
	Expanded Workbook	31339-4	0-31339	100		950			950		\$ 16.77	\$ 15,931.50			
	Audio Program Audiocassettes	31316-5	0-31316	2					0		\$ 783.45	\$ -			
	Activity Masters	31314-9	0-31314	2			3		3		\$ 97.59	\$ 292.77			
	Test Masters (separate)	31331-9	0-31331	2			2		2		\$ 124.68	\$ 249.36			
	Testing/Assmnt Kit(Mastr. Cass/Gde)	31333-5	0-31333	2			1		1		\$ 305.64	\$ 305.64			
	Expanded Overhead Transparencies	31338-6	0-31338	2					0		\$ 282.15	\$ -			
	Vistazos: 1 Reader	10290-3	0-10290	2			1		1		\$ 19.26	\$ 19.26			
	Adelante! Video Prog Comp 1/2" VHS	14858-X	0-14858						0		\$ 971.97	\$ -			
	Adelante! Video Book Copymasters	26841-0	0-26841						0		\$ 50.46	\$ -			
	Spanish For Mstry Stwre (IBM 3.5)	23488-5	0-23488						0		\$ 210.68	\$ -			
	Spanish for Mastery, Lvl 2 1997, 1994														
	Pupil's Edition: Entre nosotros	31341-6	0-31341	100		340	98		438	14	\$ 58.44	\$ 25,596.72	\$ 818.16		
	Teachers Annotated Edition	31342-4	0-31342	2		2	2		4		\$ 81.99	\$ 327.96			
	Teacher's Resource Package	31343-2	0-31343	2		2	2		4		\$ 119.58	\$ 478.32			
	*Answer Key to Student Text	31346-7	0-31346	100			2		2		\$ 19.74	\$ 39.48			
	*Expanded Workbook, TAE	31364-5	0-31364				2		2		\$ 25.77	\$ 51.54			
	*Tapescript	31354-8	0-31354				2		2		\$ 18.51	\$ 37.02			
	*Test Guide (separate)	31357-2	0-31357				1		1		\$ 19.74	\$ 19.74			
	*Question Cards	31349-1	0-31349				2		2		\$ 19.74	\$ 39.48			
	Expanded Workbook	31363-7	0-31363			480			480		\$ 16.77	\$ 8,049.60			

GUAM PUBLIC SCHOOL SYSTEM
 TEXTBOOK INVENTORY
 JUNE 2006

HIGH SCHOOLS

GDE	TEXTBOOK PUBLISHER	ISBN NO	BOOK NO.	SHS	JFK	SSHS	GWHS	J.P. Torres Alternative	INV QTY	LOST/DAMAGED QTY	UNIT PRICE	INV QTY EXTENDED AMOUNT	LOST/DAMAGED EXTENDED AMOUNT
	WORLD LANGUAGE												
	Activity Masters	31345-9	0-31345			2	3		5		\$ 97.59	\$ 487.95	\$ -
	Test Masters (separate)	31358-0	0-31358				1		1		\$ 124.68	\$ 124.68	\$ -
	Testing/Assmt Kit(mstr. Cass. Gde)	31359-9	0-31359						0		\$ 305.64	\$ -	\$ -
	Song Binder/ Music Cassette	15714-7	0-15714						0		\$ 37.08	\$ -	\$ -
	Overhead Transparencies	31362-9	0-31362			2			2		\$ 282.15	\$ 564.30	\$ -
	Visazos 2 (reader)	10291-1	0-10291			2			0		\$ 19.26	\$ -	\$ -
	Adelante! Video Prog Comp 1/2" VHS	14858-X	0-14858			2			2		\$ 971.97	\$ 1,943.94	\$ -
	Adelante! Video Book Copymasters	26841-0	0-26841			2			2		\$ 50.46	\$ 100.92	\$ -
	Cassette Program	31347-5	0-31347						0		\$ 601.59	\$ -	\$ -
	Spanish for Mastery, Lvl 3 1997, 1994	0-669-											
HS	Pupil's Edition: Situaciones	31365-3	0-31365		4	26			26		\$ 60.15	\$ 1,563.90	\$ -
	Teacher's Annotated Edition	31366-1	0-31366			1	1		2		\$ 78.45	\$ 156.90	\$ -
	Answer Key to Pupil's Edition	31639-3	0-31639			1	1		2		\$ 19.83	\$ 39.66	\$ -
	Expanded Workbook	31378-5	0-31378			34			34		\$ 16.77	\$ 570.18	\$ -
	Audio Program Audiocassettes	31368-8	0-31368			1	1		2		\$ 686.64	\$ 1,373.28	\$ -
	Tape Script	31374-2	0-31374			1	1		2		\$ 19.83	\$ 39.66	\$ -
	Conversamos: Paired Convers Actys	31371-8	0-31371			1	1		2		\$ 78.39	\$ 156.78	\$ -
	Lab Manual	31370-X	0-31370			1	1		2		\$ 61.47	\$ 122.94	\$ -
	Testing Program	31375-0	0-31375			1	1		2		\$ 128.22	\$ 256.44	\$ -
	Overhead Visuals	31376-9	0-31376			1	1		2		\$ 242.94	\$ 485.88	\$ -
	Album (reader)	17379-7	0-17379			1	1		1		\$ 25.17	\$ 25.17	\$ -
	Album (reader) with Audiocassette	29485-3	0-29485						0				
	FRENCH												
	Discovering French Levels I/II												
	Level I - Bleu (2004) Edition	0-											
	Pupil's Edition	395-87482-3	2-70841						0		\$ 56.31	\$ -	\$ -
	PE w/Edition CD-ROM	618-40009-5	2-23381						0		\$ 66.24	\$ -	\$ -
	Teacher's Edition	395-87483-1	2-70842						0		\$ 72.60	\$ -	\$ -
	Workbook	618-29825-8	2-04540						0		\$ 11.94	\$ -	\$ -

GUAM PUBLIC SCHOOL SYSTEM
TEXTBOOK INVENTORY
JUNE 2006

HIGH SCHOOLS

GDE LVL	TEXTBOOK PUBLISHER	ISBN	BOOK NO.	SHS	JFK	SSHS	GWHS	J.P. Torres Alternative	INV QTY	LOST/ DAMAGED QTY	UNIT PRICE	INV QTY EXTENDED AMOUNT	LOST/DAM EXTENDED AMOUNT
WORLD LANGUAGE													
	Activités pour tous Workbook	618-29836-3	2-04551						0		\$ 11.94	\$ -	\$ -
	Teachers Resource Package	618-34955-3	2-72087						0		\$ 368.13	\$ -	\$ -
	Overhead Transparencies and Copymasters	618-29840-1	2-04555						0		\$ 248.10	\$ -	\$ -
	Total Physical Response Storytelling	618-29839-8	2-04554						0		\$ 26.19	\$ -	\$ -
	Francais pour hispanophones	618-29875-4	2-04557						0		\$ 21.36	\$ -	\$ -
	eEdition CD-ROM	618-39756-6	2-23376						0		\$ 56.31	\$ -	\$ -
	Audio Program CD	618-34537-X	2-72032						0		\$ 327.39	\$ -	\$ -
	Video Program VHS	618-14862-0	2-04538						0		\$ 399.96	\$ -	\$ -
	Video Program DVD	618-34518-3	2-72013						0		\$ 399.96	\$ -	\$ -
	Test Generator CD-ROM	618-34522-1	2-72017						0		\$ 218.40	\$ -	\$ -
	Level II –Blanc (2004) Edition												
	Student Text	395-87489-0	2-70848						0		\$ 57.36	\$ -	\$ -
	PE w/eEdition CD-ROM	618-40012-5	2-23384						0		\$ 67.38	\$ -	\$ -
	Teacher's Edition	395-88142-0	2-70855						0		\$ 72.60	\$ -	\$ -
	Teachers Resource Package	618-34956-1	2-72088						0		\$ 368.13	\$ -	\$ -
	Workbook	618-29886-X	0-04561						0		\$ 11.94	\$ -	\$ -
	Activités pour tous Workbook	618-29912-2	2-04572						0		\$ 11.94	\$ -	\$ -
	Overhead Transparencies and Copymasters	618-29920-3	2-04574						0		\$ 270.00	\$ -	\$ -
	Francais pour hispanophones	618-29875-4	2-04557						0		\$ 21.36	\$ -	\$ -
	Audio Program CD	618-34538-8	2-72033						0		\$ 327.39	\$ -	\$ -
	Video Program VHS	618-34528-0	2-72023						0		\$ 399.96	\$ -	\$ -
	Video Program DVD	618-34523-X	2-72018						0		\$ 399.96	\$ -	\$ -
	eEdition CD-ROM	618-39870-8	2-23379						0		\$ 57.36	\$ -	\$ -
	Test Generator CD-ROM	618-34527-2	2-72022						0		\$ 218.40	\$ -	\$ -
	GERMAN												
	German Today I (1989) Ed.												
	Student Edition		2-37572						0		\$ 41.56	\$ -	\$ -
	Teachers Annotated Edition		2-37573						0		\$ 46.23	\$ -	\$ -
	Teachers Resource Manual		2-37599						0		\$ 70.53	\$ -	\$ -
	Tchr Rsrce Bndr (w/ Tchr Resrcs)		2-37574						0		\$ 87.24	\$ -	\$ -

GUAM PUBLIC SCHOOL SYSTEM
TEXTBOOK INVENTORY
JUNE 2006

HIGH SCHOOLS

GDE	TEXTBOOK	ISBN NO	BOOK NO.	SHS	JFK	SSHS	GWHS	J.P. Torres	INV	LOST/	UNIT	INV QTY	LOST/DAM
LVL	PUBLISHER							Alternative	QTY	DAMAGED	PRICE	EXTENDED	EXTENDED
										QTY		AMOUNT	AMOUNT
	WORLD LANGUAGE												
	Workbook/ Lab Manual		2-37575						0		\$ 11.64	\$ -	\$ -
	Workbook/ Lab Manual TE		2-37576						0		\$ 12.03	\$ -	\$ -
	Tests(Back line Masters)		2-37577						0		\$ 37.47	\$ -	\$ -
	Tests, Tchr Gde & Answer Key		2-37578						0		\$ 8.43	\$ -	\$ -
	Tests, Audiocassettes		2-37579						0		\$ 53.07	\$ -	\$ -
	Audiocassettes		2-37580						0		\$ 367.17	\$ -	\$ -
	Audiocassettes, Guide/Transcript		2-37581						0		\$ 9.66	\$ -	\$ -
	Dasher Drills (sftwre) IBM 3.5		2-37562						0		\$ 136.53	\$ -	\$ -
	Video Workbook I		2-37441						0		\$ 8.43	\$ -	\$ -
	Video Workbook II, TE		2-37443						0		\$ 9.66	\$ -	\$ -
	German Today II (1989) Ed.												
	Student Edition		2-37586						0		\$ 44.22	\$ -	\$ -
	Teachers Annotated Edition		2-37587						0		\$ 49.41	\$ -	\$ -
	Teachers Resource Manual		2-37600						0		\$ 70.53	\$ -	\$ -
	Tchr Rsrce Bndr (w/Tchr Rsrces)		2-37588						0		\$ 87.24	\$ -	\$ -
	Workbook/ Lab Manual		2-37589						0		\$ 11.64	\$ -	\$ -
	Workbook/ Lab Manual TE		2-37590						0		\$ 12.03	\$ -	\$ -
	Tests (Black line Masters)		2-37591						0		\$ 37.47	\$ -	\$ -
	Tests, Teacher Guide & Answer Key		2-37592						0		\$ 8.43	\$ -	\$ -
	Tests, Audiocassettes		2-37593						0		\$ 53.07	\$ -	\$ -
	Audiocassettes		2-37594						0		\$ 389.22	\$ -	\$ -
	Audiocassettes, Guide Transcripts		2-37595						0		\$ 9.66	\$ -	\$ -
	Dasher Drills (Sftwre), IBM 3.5		2-37563						0		\$ 136.53	\$ -	\$ -
	Video Workbook 2		2-37442						0		\$ 8.43	\$ -	\$ -
	Video Workbook 2, TE		2-37444						0		\$ 9.63	\$ -	\$ -
	German Today I & II (1989) Ed.												
	Einfach Toll! Videocassette		2-37440						0		\$ 136.53	\$ -	\$ -
	Tchr Supplement: A New Germany		2-37565						0		\$ 6.42	\$ -	\$ -
	Overhead Transparencies		2-37583						0		\$ 136.53	\$ -	\$ -
	Flashcards (200)		2-37537						0		\$ 141.72	\$ -	\$ -
	Flashcards, Teachers Guide		2-37556						0		\$ 6.87	\$ -	\$ -

GUAM PUBLIC SCHOOL SYSTEM
TEXTBOOK INVENTORY
JUNE 2006

HIGH SCHOOLS

GDE	TEXTBOOK	ISBN NO	BOOK NO	SHS	JFK	SSHS	GWHS	J.P. Torres	INV	LOST/	UNIT	INV QTY	LOST/DAM
LVL	PUBLISHER							Alternative	QTY	DAMAGED	PRICE	EXTENDED	EXTENDED
										QTY		AMOUNT	AMOUNT
	WORLD LANGUAGE												
	National Textbook Co.												
HS	NTC's Basic Japanese												
	Level 1 (Beginning)												
	Student Text	WC8430-0		216		435	92		527	30	\$ 43.50	\$ 22,924.50	\$ 1,305.00
	Teacher's Manual	WC8432-7		12		6			6		\$ 32.97	\$ 197.82	\$ -
	Workbook	WC8433-5				559	267		826		\$ 13.69	\$ 11,307.94	\$ -
	Audiocassettes, Set of 3	WC8378-X		2		3			3		\$ 119.94	\$ 359.82	\$ -
	Level 2 (Intermediate)												
	Student Text	WC8440-8		216		478	217		695	14	\$ 45.99	\$ 31,963.05	\$ 643.86
	Teacher's Manual	WC8441-6		2		6			6		\$ 32.97	\$ 197.82	\$ -
	Workbook	WC8442-4		2		364	160		524		\$ 15.99	\$ 8,378.76	\$ -
	Audiocassettes, Set of 3	WC8382-X		1		3			3		\$ 119.94	\$ 359.82	\$ -
	Practice Drills for Writing												
	Hiragana & Katakana												
	Beginner's Kana Workbook	WC8373-8				315			315		\$ 10.94	\$ 3,446.10	\$ -
	Japanese Verbs and Essentials of Gramma	WC8406-8				313			313		\$ 9.69	\$ 3,032.97	\$ -
	Your First 100 Words of Japanese	WC2397-2		216		240	150		390		\$ 9.94	\$ 3,876.60	\$ -
	Teach Yourself Beginner's Jap Script	WC2686-6					70		70		\$ 11.19	\$ 783.30	\$ -
	Basic Practice in Hiragana & Katakana												
	Easy Hiragana	WC8518-8		216		412	76		488		\$ 14.69	\$ 7,168.72	\$ -
	Easy Katakana	WC8519-6		216		224	77		301		\$ 14.69	\$ 4,421.69	\$ -
	Easy Kanji	WC8374-6		216		314			314		\$ 14.69	\$ 4,612.66	\$ -
	Easy Japanese	WC8495-5		216		149			149		\$ 14.69	\$ 2,188.81	\$ -
	Easy Kana Workbook	WC8532-3		216		52	52		104		\$ 10.94	\$ 1,137.76	\$ -
	TOTAL			2171		104	6207	1451	0	7658	78	\$ 202,337.32	\$ 3,916.02



Administrator, Personnel Services Division
Luis S.N. Reyes

Administrative Support
Business & Disability Retirement
DEED Program
Project HATSA Program
Bernadette Lizama, AA
Allyna Salas, CT III

Administrative Support
Barbara Cruz,
Admin. Sec. II

*Equal Employment
Opportunity
Vacant
(In lieu of vacant AO)

Employee Management
Relations Officer
Maria Masnayon

Asst. Administrator,
Personnel Services Division
Vacant

Personnel Specialist IV
Annie B. Cruz

Drug Free Workplace
Program and
Workers Compensation

Margaret Cruz, AO
Anita Nededog, Sec. I
(Detailed to Supt.'s
Office)

Off-Island Teacher Recruitment
BRIP Program
Venesia Luzanta, PC IV

Fran Camacho, Sec. II (Typist)
Denise Santos, CT III
(Federally Funded)

Teacher Recruitment
Teacher Reclassification
Salary Increments

Elementary Schools
*Lisa Fernandez, PS III
Shirley Camacho, PA I

Secondary Schools &
Special Programs
Doris Faisao, PS II
Lorna Manasapit, CT III

Non- Teach Recruitment
(Full Time & Part Time)
Salary Increments

Elementary Schools
Iris M. Cruz, PS II
Ann Morrison, CT III

Secondary Schools
Dorothy Leon
Guerrero, PS II

Special Programs
Luvana Madera, PS I
Rena Cruz, CT III

Part Time Teacher
Recruitment

On Call Substitute
Teacher
Special Ed. (Part Time &
Summer Employment)
SSHS Double Session

Evean Flores, PS I
Therese Siguenza, PA I

Employee Benefits
Detail Appointment
Teacher Prep Period
Eskuelan Puengi Program
Salary Increments

*Leilani F. Taitague, PS I
Cynthia Terlaje, CT III

*Classification
& Compensation
Desk Audit

Vacant, PS I
Vacant, CT II

Employee's Records
Section
Verification of
Employment

Lenora Manibusan, PS III
Sauna Santos, CT III

Footnote:
* Employee performing dual
duties

Government of Guam

General Fund

FY 2006 Revenue Tracking and FY 2007 Revenue Estimate



Participants

Department of Administration

Lou Perez - Director

Department of Revenue & Taxation

Art Ilagan – Director

John P. Camacho – Deputy Director

Bureau of Budget & Management Research

Carlos P. Bordallo – Director

Jose S. Calvo – Deputy Director

Matthew P. Quinata – Chief Internal Auditor

Department of Labor

Gary Hiles – Chief Economist

Objectives

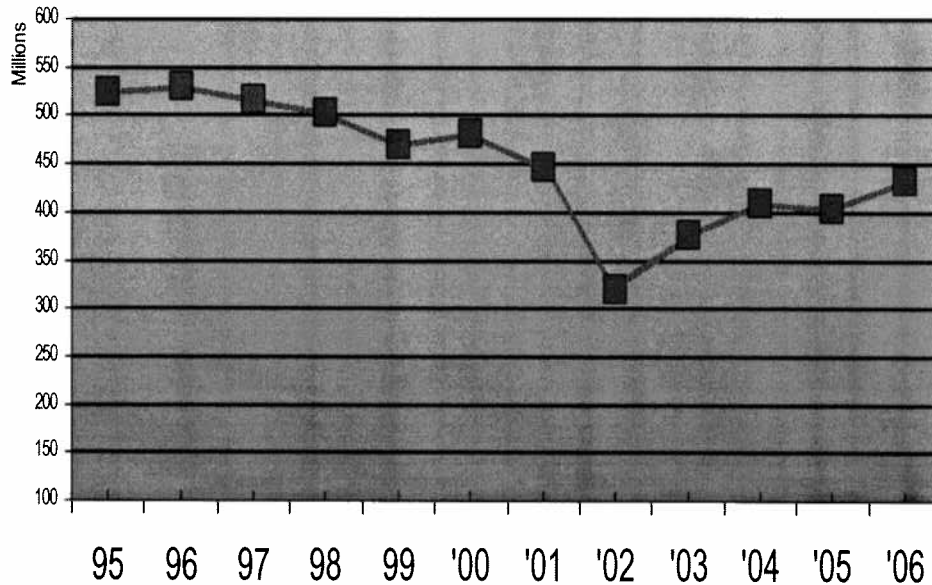
- Review Fiscal Year 2006 Actual and Tracking of General Fund Revenue
- Provide a General Fund Revenue Estimate for Fiscal Year 2007

General Fund Actual Revenues

Fiscal Year 1995 – 2005 Actual - 2006 Tracking

Tracking \$424.8 Million

General Fund Actual (FY06 Tracking)



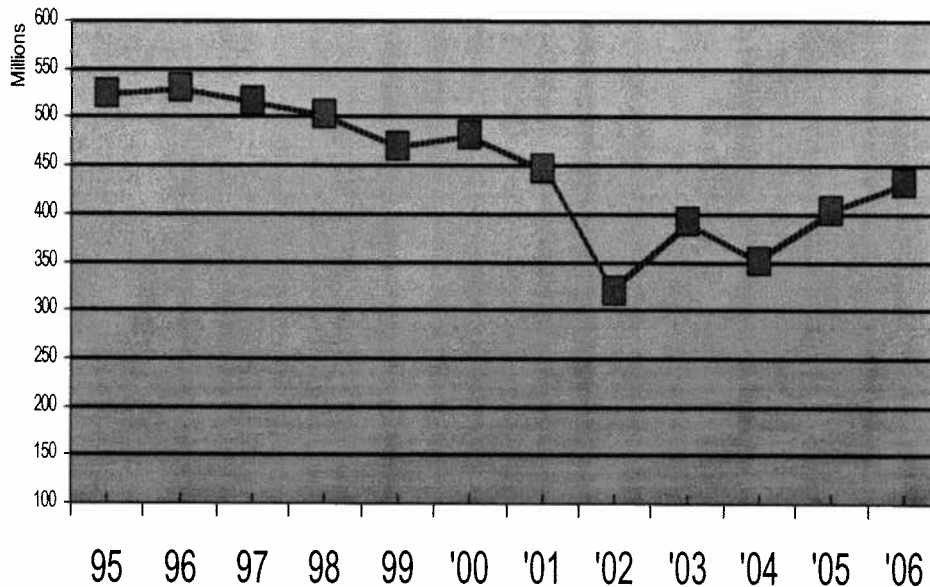
Fiscal Year	Total
95	524,345,330
96	530,007,131
97	515,573,879
98	503,656,899
99	469,387,825
00	480,550,428
01	446,848,219
02	319,629,279
03	376,276,454
04	408,972,598
05	401,612,722
06	424,876,192

FY2005 Draft

General Fund Adjusted Revenues Fiscal Year 1995 – 2005 Adjusted - 2006 Tracking

Adjusted for GRT Rate Change to 4%

Tracking \$424.8 Million
General Fund Actual (FY06 Tracking)



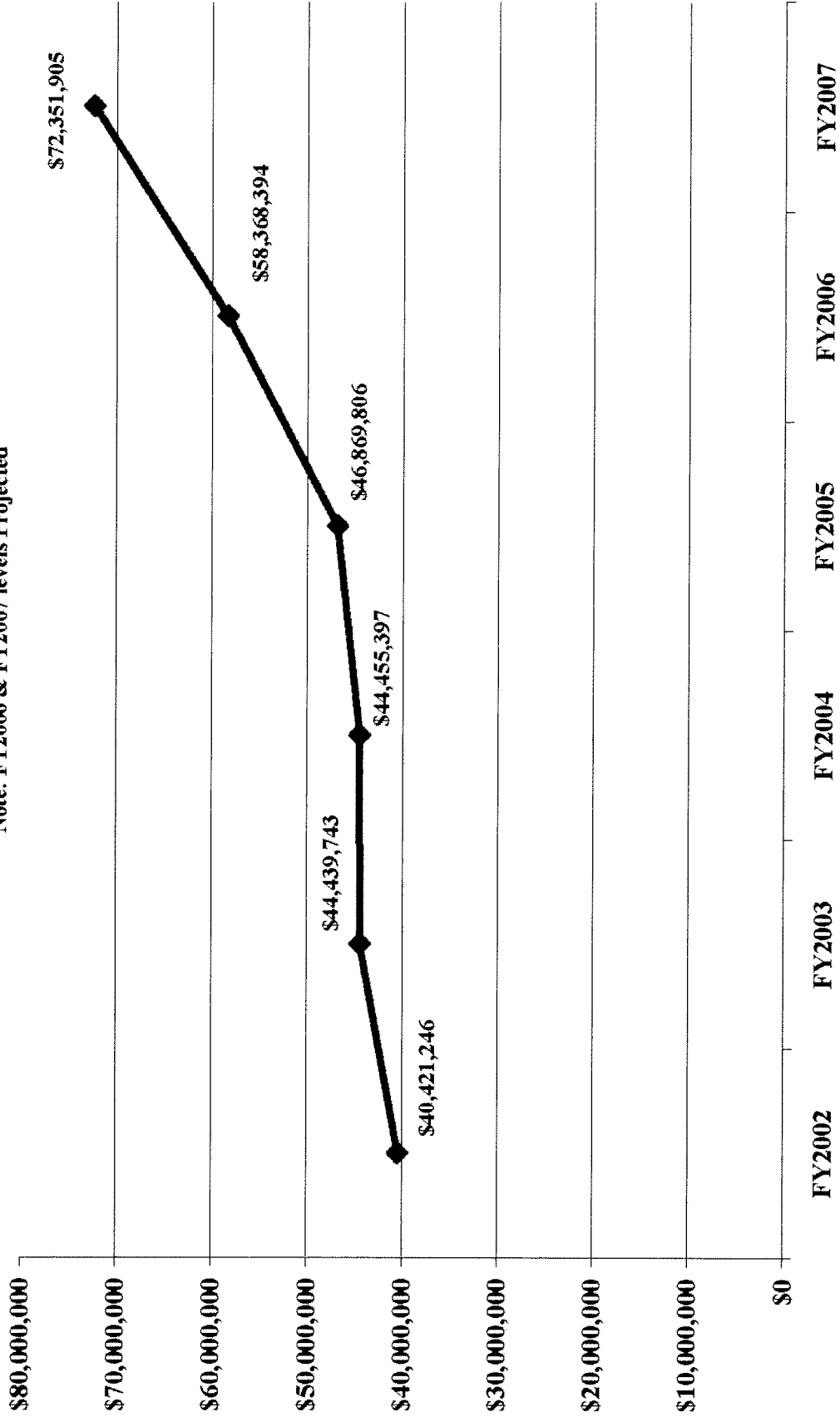
Fiscal Year	Total
95	524,345,330
96	530,007,131
97	515,573,879
98	503,656,899
99	469,387,825
00	480,550,428
01	446,848,219
02	319,629,279
03	391,801,717
04	351,900,598
05	401,612,722
06	424,876,192

Source: DOA

FY2005 Draft

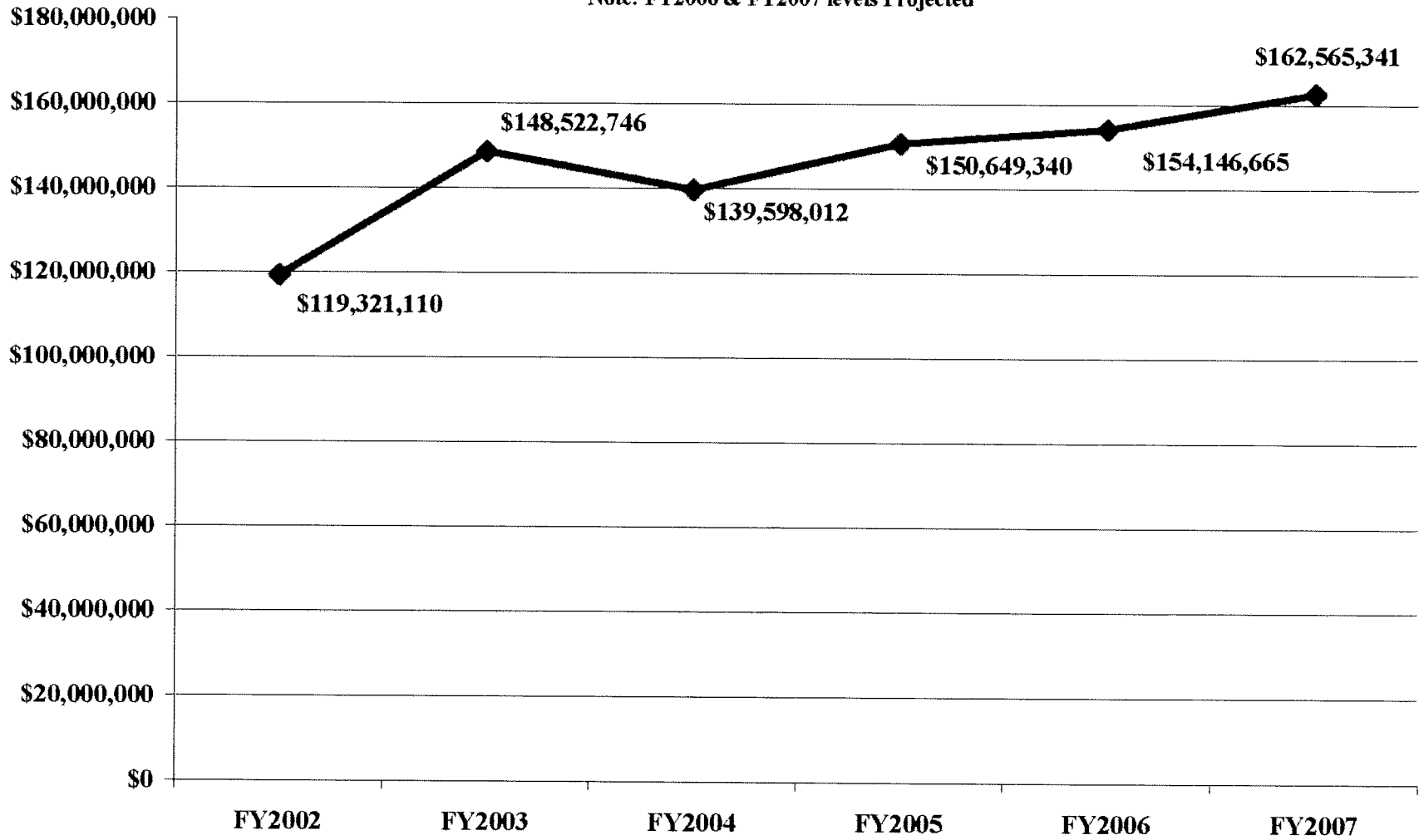
**GENERAL FUND REVENUES - CORPORATE INCOME TAXES
FY2002 - FY2007**

Note: FY2006 & FY2007 levels Projected



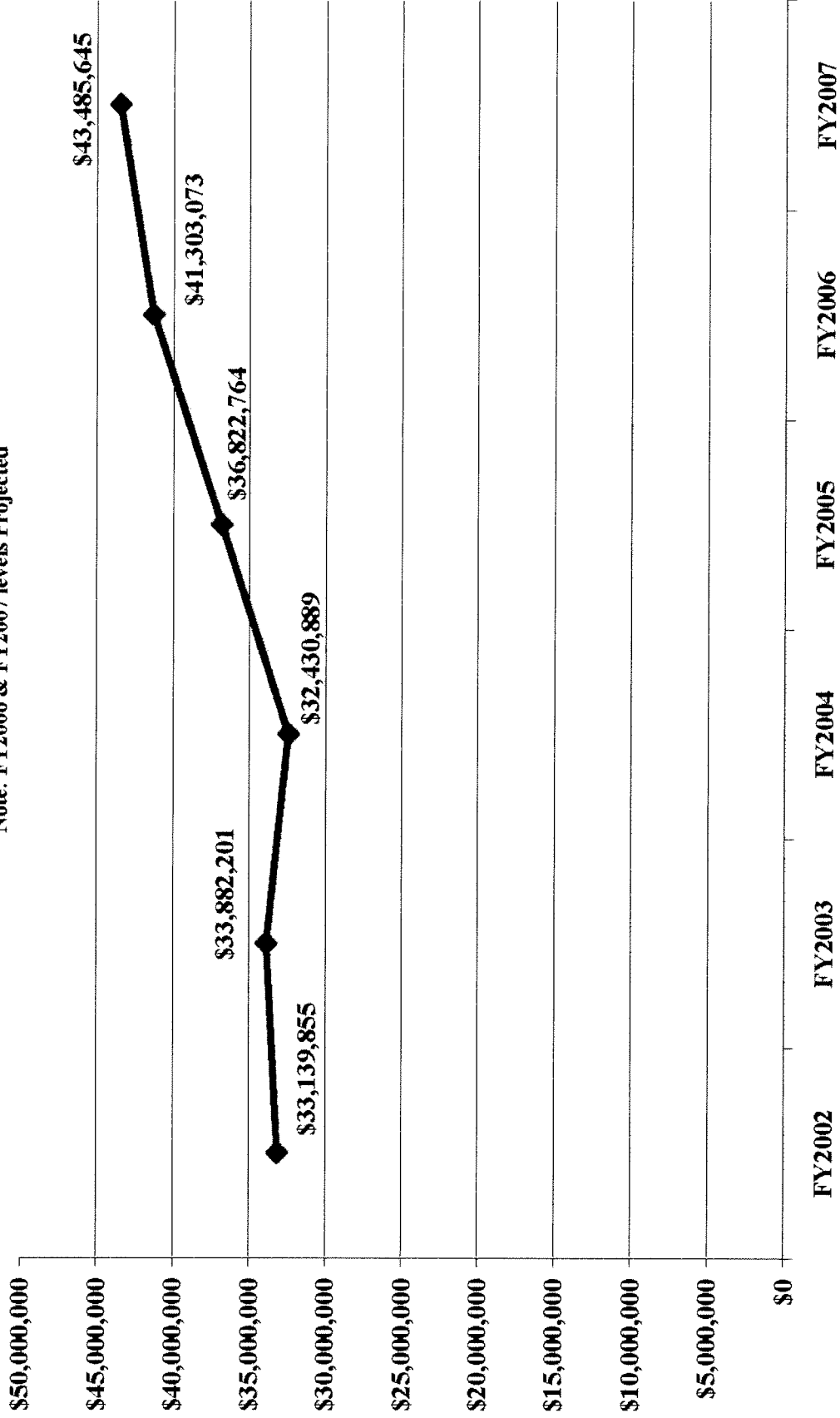
**GENERAL FUND REVENUES - GROSS RECEIPTS TAXES
FY2002 - FY2007**

Note: FY2006 & FY2007 levels Projected



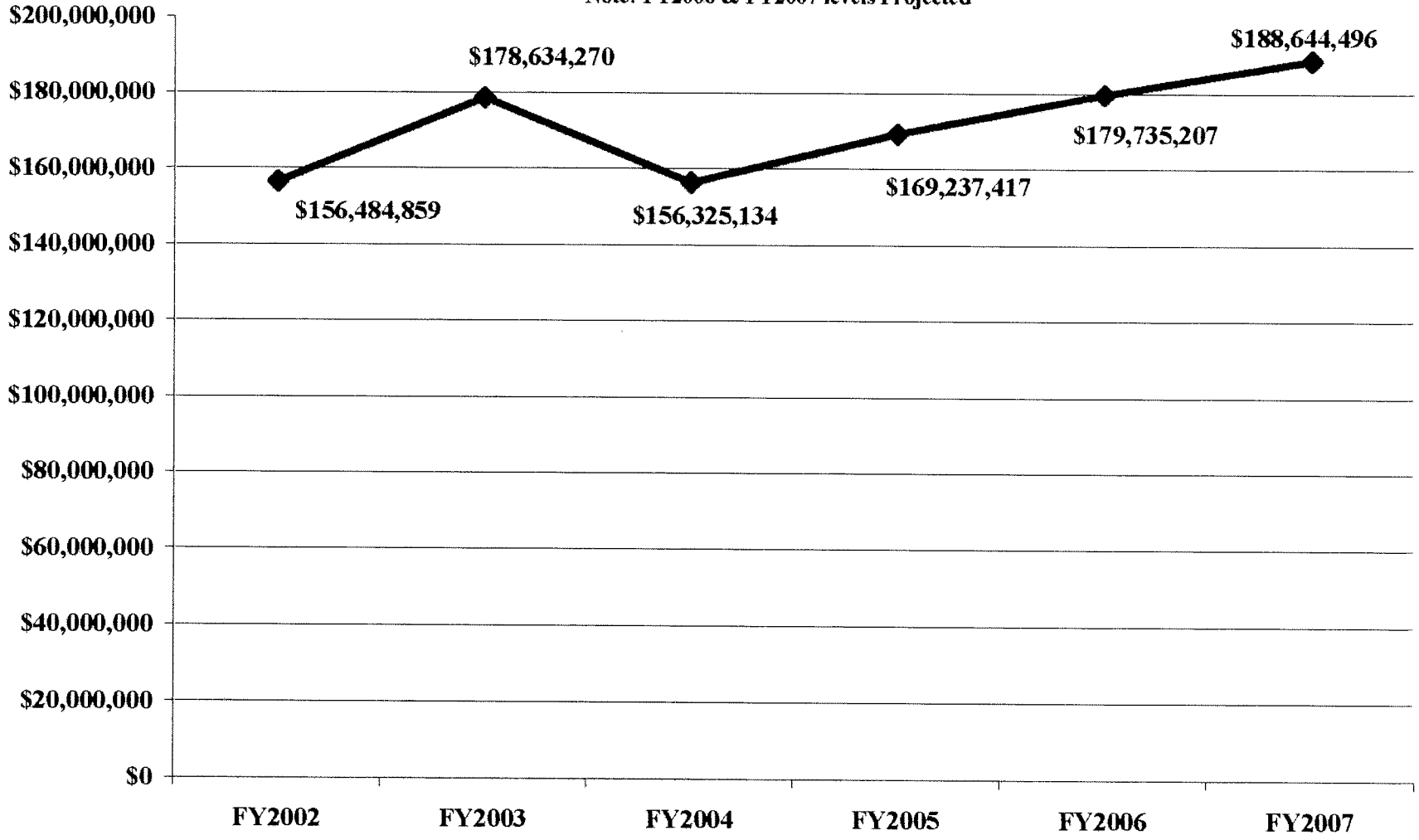
**GENERAL FUND REVENUES - INDIVIDUAL INCOME TAXES
FY2002 - FY2007**

Note: FY2006 & FY2007 levels Projected



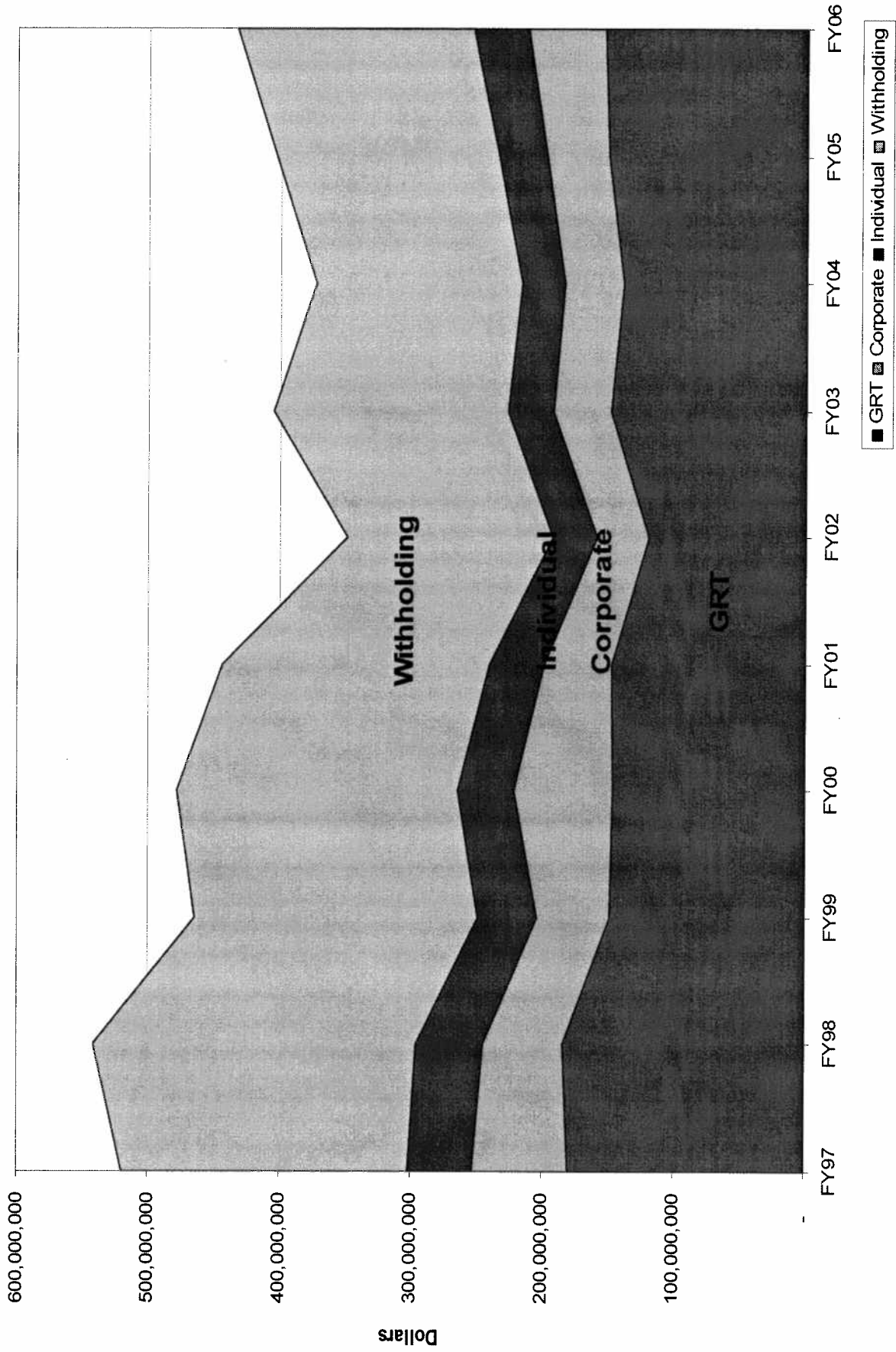
**GENERAL FUND REVENUES - WITHHOLDING INTEREST & PENALTIES
FY2002 - FY2007**

Note: FY2006 & FY2007 levels Projected



Breakdown of Primary Revenue Sources

General Fund Revenues



Economic Outlook for Remainder of FY 2006

- Visitor Arrivals projected to increase 10% above 2005 (January 2006 already 4% higher than January 2005)
- Japan Visitor Arrivals Continue to Increase
- Construction – Major projects (roads, schools, underground power lines will commence in FY 2006 and continue into FY 2007)
- Payment of EITC filed for TY 2005 to begin FY 2006

Economic Outlook Fiscal Year 2007

- ❑ Dollar value of building permits increased by 36% from \$123.6M to \$167.6M from FY04 to FY05. Based on first two months of CY06, annualized building permit value is \$184M. This trend of expansion is expected to continue through FY07.
- ❑ Visitor arrivals up 4% from January 2005 vs. January 2006. Trend is expected to continue with further increases in FY 2007.
- ❑ Employment expected to increase, specifically in construction industry with major projects to commence in FY2006 and FY2007.
- ❑ Income Tax and GRT expected to increase as a result of increased employment and construction activity.

Major Construction Projects

Government of Guam

- ❑ Closure of Ordot Landfill - \$20 million
- ❑ Guam Water Works - \$70 million
- ❑ DPW - \$86 million (highway bond and FHWA road projects, etc...)
- ❑ Municipal Leaseback Schools Construction - \$56 million
- ❑ Guam Power Authority Underground Lines - \$20 million

Major Construction Projects

Private Sector

- ☐ Marriot - \$20 Million
- ☐ Hilton Resort and Spa - \$50 million
- ☐ Home Depot - \$20 million
- ☐ Guam Hotel Okura - \$20 million
- ☐ Guam Plaza Hotel - \$6 million
- ☐ Auto Dealerships – Over \$6 million.
- ☐ DFS - \$20 million
- ☐ Housing Developments

Major Construction Projects

Military

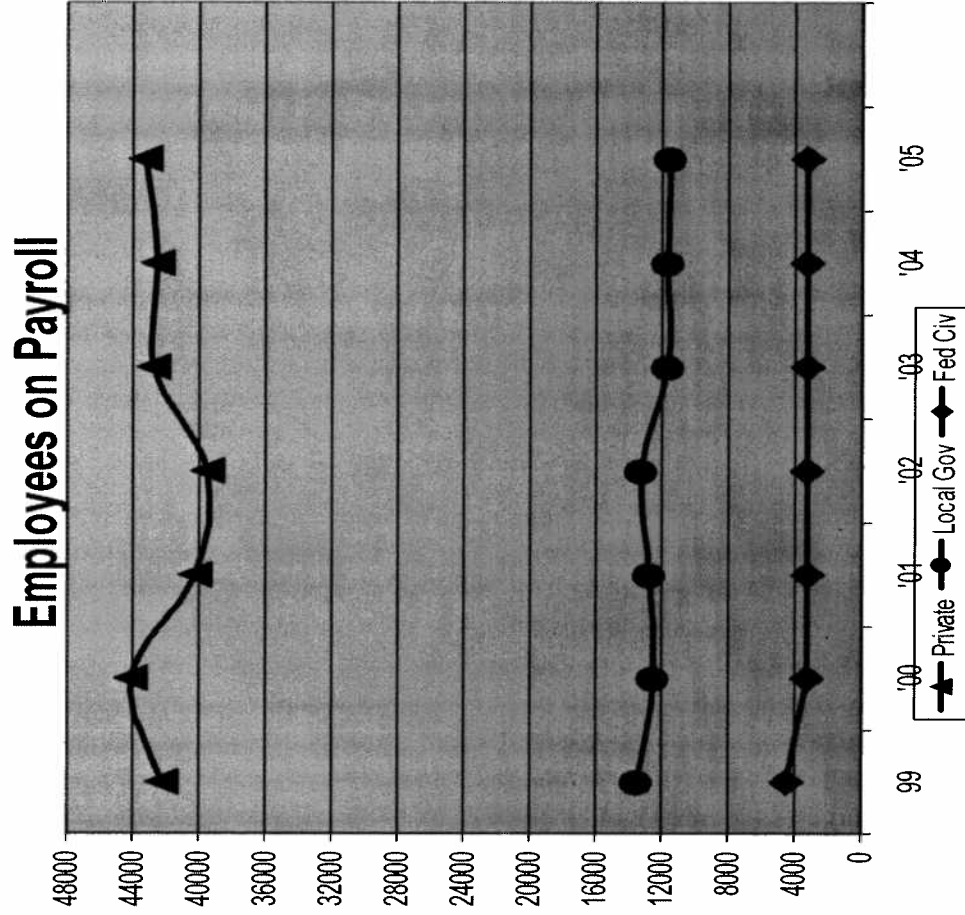
- McCool Elementary and Middle School - \$29 million
- Kilo Wharf - \$10 million
- Anderson Air Force Base (Munitions Igloos, etc..) - \$100M in FY06 and FY07.

Guam's Employment History

Year	Private	Federal	Gov of Guam	Total
1999	42,270	4,530	13,540	60,340
2000	44,090	3,230	12,530	59,850
2001	40,240	3,200	12,700	56,140
2002	39,520	3,220	13,280	56,020
2003	42,770	3,290	11,630	57,690
2004	42,480	3,310	11,610	57,400
2005	43,230	3,220	11,540	57,990

Current Employment Report up through December 2005

Source: Dept of Labor




Annual Visitors Arrival

- Tourist Arrivals Up (4)% from January 2005 vs. January 2006
- Visitor Expenditures Constant-\$600 – per pax

Year	Total
2000	1,200,000
2001	1,290,000
2002	1,010,000
2003	860,000
2004	1,160,000
2005	1,230,000
2006	1,350,000

2006 Forecast

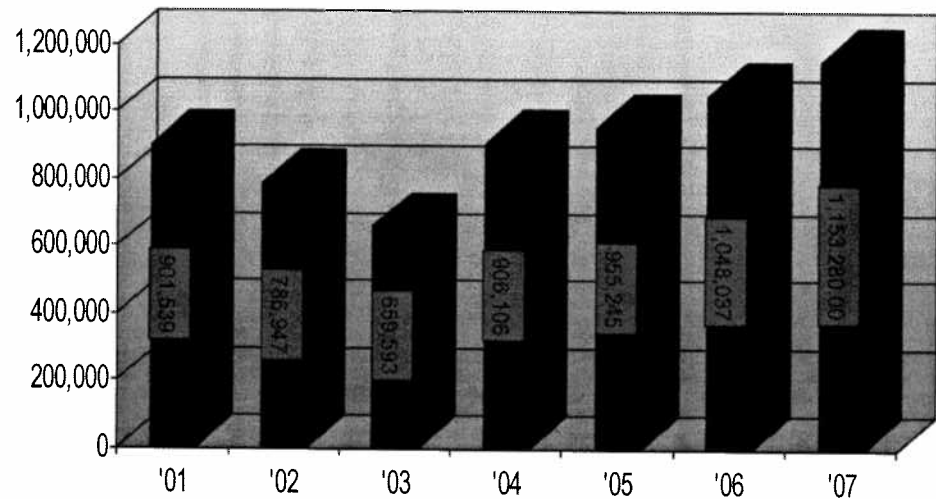
Total Visitor Arrivals



Source: GVB

Japan Visitor Arrivals

Japan Visitor Arrivals Calendar Year



❑ Japanese Account for 77.66% of Guam's Visitors in FY2005

❑ Projected 10% Increase In Year 2006 and 2007

Year	2001	2002	2003	2004	2005	2006 Forecast	2007 Forecast
Total	901,539	786,947	659,593	906,106	955,245	1,048,437	1,153,280
Pct Chg		(15.0%)	(19.0%)	27.0%	5.0%	10.0%	10.0%

Source: GVB

Fiscal Years 2005-2007 Actual, Tracking and Estimated Revenues

Actual & Forecast	FY2005	FY2006 Tracking	FY2007 Estimated	FY06 vs. FY07
Individual	36,822,764	41,303,073	43,485,645	5.02%
Corporation	46,869,806	58,368,394	72,351,905	19.33%
Withholding	169,237,417	179,735,207	188,644,496	4.72%
Provision for Refunds	(71,049,000)	(72,000,000)	(75,600,000)	4.76%
Total Income Tax	181,880,987	207,406,674	228,882,046	9.38%
Business Privilege Taxes	150,649,340	154,146,665	162,565,341	5.18%
Other Taxes	2,512,704	3,231,670	3,054,447	-5.80%
Section 30	62,287,510	56,824,861	57,961,358	1.96%
Use of Money & Property	1,861,106	555,332	906,895	38.77%
Licenses, Fees & Permits	1,540,954	1,572,971	1,643,484	4.29%
Department Charges	880,121	1,138,019	1,334,351	14.71%
Total Revenues	401,612,722	424,876,192	456,347,922	6.90%

Note: Tracking as of June 2006 Statements

Fiscal Year 2007 Summary

- Positive Outlook for Tourism
- Total Economic Activity as Measured by Gross Receipts Taxes and Corporate Income Taxes Expected to Increase
- Payment of EITC beginning in 2006 and will continue into future Fiscal Years
- Major Construction Projects will result in increased employment and GRT
- Federal Sources (Section 30) stable and may increase with addition of Marines

B266
 C. Bondallo
 8/18/06 (2)

FY 2005 & FY 2006 Cumulative
 Up to Month Ending June

Account Number	Description	Comparison		Variance (Dollars)	Variance (Percentage)
		FY 2005	FY 2006		
310051200	GRT COLLECTIONS (BMD) N.E.C.	5,151,710.86	5,631,651.37	479,940.51	9.32%
310051201	WHOLESALE	1,486,604.37	2,101,767.02	615,162.65	41.38%
310051202	RETAILING	46,581,277.25	44,926,673.38	(1,654,603.87)	-3.55%
310051203	SERVICES	30,328,391.18	32,306,270.75	1,977,879.57	6.52%
310051204	RENTAL, REAL PROPERTY	5,111,890.18	5,557,892.42	446,002.24	8.72%
310051205	RENTAL, OTHERS	1,481,847.96	1,448,013.71	(33,834.25)	-2.28%
310051206	PROFESSION	2,151,000.24	1,944,435.78	(206,564.46)	-9.60%
310051207	COMMISSION	2,252,077.80	2,224,820.14	(27,257.66)	-1.21%
310051208	INSURANCE PREMIUM	5,101,287.73	5,037,827.47	(63,460.26)	-1.24%
310051209	CONTRACTING (LOCAL)	7,145,887.46	7,558,166.98	412,279.52	5.77%
310051210	CONTRACTING (U.S.)	1,082,799.92	745,711.81	(337,088.11)	-31.13%
310051211	AMUSEMENT	863,918.00	1,119,152.53	255,234.53	29.54%
310051212	INTEREST EARNED LENDING CO'S	494,690.18	1,040,087.50	545,397.32	110.25%
310051213	PARI-MUTUEL TAX	220,928.77	210,507.81	(10,420.96)	-4.72%
310051214	GRT ANNUAL RETURN FOR BANKS	-	-	-	-
310051283	OTHER GROSS RECEIPTS	3,105,403.52	2,570,401.24	(535,002.28)	-17.23%
310051289	INTEREST	637,436.50	390,342.48	(247,094.02)	-38.76%
310051290	PENALTIES	1,158,842.38	574,935.05	(583,907.33)	-50.39%
TOTAL:		114,355,994.30	115,388,657.44	1,032,663.14	0.90%

Government of Guam
Gross Receipt Taxes Collection

Account Number	Description	Comparison		Variance (Dollars)	Variance (Percentage)
		October-04	October-05		
310051200	GRT COLLECTIONS (BMD) N.E.C.	700,608.65	294,669.97	(405,938.68)	-57.94%
310051201	WHOLESALE	165,778.64	493,819.82	328,041.18	197.88%
310051202	RETAILING	5,307,389.03	4,446,597.15	(860,791.88)	-16.22%
310051203	SERVICES	2,868,015.49	3,446,491.34	578,475.85	20.17%
310051204	RENTAL, REAL PROPERTY	505,268.25	645,492.64	140,224.39	27.75%
310051205	RENTAL, OTHERS	165,251.52	141,746.00	(23,505.52)	-14.22%
310051206	PROFESSION	241,521.38	228,171.83	(13,349.55)	-5.53%
310051207	COMMISSION	211,030.15	263,508.00	52,477.85	24.87%
310051208	INSURANCE PREMIUM	353,900.83	476,217.79	122,316.96	34.56%
310051209	CONTRACTING (LOCAL)	1,111,404.96	865,682.43	(245,722.53)	-22.11%
310051210	CONTRACTING (U.S.)	168,160.06	151,701.73	(16,458.33)	-9.79%
310051211	AMUSEMENT	99,386.60	110,178.29	10,791.69	10.86%
310051212	INTEREST EARNED LENDING CO'S	10,544.43	302,569.53	292,025.10	2769.47%
310051213	PARI-MUTUEL TAX	23,818.95	25,367.03	1,548.08	6.50%
310051214	GRT ANNUAL RETURN FOR BANKS	-	-	-	#DIV/0!
310051283	OTHER GROSS RECEIPTS	299,351.19	279,951.73	(19,399.46)	-6.48%
310051289	INTEREST	38,890.56	16,862.42	(22,028.14)	-56.64%
310051290	PENALTIES	62,687.82	42,481.35	(20,206.47)	-32.23%
TOTAL:		<u>12,333,008.51</u>	<u>12,231,509.05</u>	<u>(101,499.46)</u>	<u>-0.82%</u>

Government of Guam
Gross Receipt Taxes Collection

Account Number	Description	Comparison		Variance (Dollars)	Variance (Percentage)
		November-04	November-05		
310051200	GRT COLLECTIONS (BMD) N.E.C.	470,438.09	350,223.74	(120,214.35)	-25.55%
310051201	WHOLESALING	121,999.13	178,939.21	56,940.08	46.67%
310051202	RETAILING	4,440,556.55	4,759,787.35	319,230.80	7.19%
310051203	SERVICES	2,753,619.80	3,573,590.21	819,970.41	29.78%
310051204	RENTAL, REAL PROPERTY	601,619.48	682,950.39	81,330.91	13.52%
310051205	RENTAL, OTHERS	168,406.78	138,054.84	(30,351.94)	-18.02%
310051206	PROFESSION	176,706.63	238,080.82	61,374.19	34.73%
310051207	COMMISSION	168,275.33	248,243.87	79,968.54	47.52%
310051208	INSURANCE PREMIUM	397,180.33	462,121.50	64,941.17	16.35%
310051209	CONTRACTING (LOCAL)	512,706.13	630,858.41	118,152.28	23.04%
310051210	CONTRACTING (U.S.)	248,870.76	32,660.03	(216,210.73)	-86.88%
310051211	AMUSEMENT	54,402.96	114,352.36	59,949.40	110.20%
310051212	INTEREST EARNED LENDING CO'S	14,416.27	81,789.01	67,372.74	467.34%
310051213	PARI-MUTUEL TAX	23,303.27	24,308.12	1,004.85	4.31%
310051214	GRT ANNUAL RETURN FOR BANKS	-	-	-	#DIV/0!
310051283	OTHER GROSS RECEIPTS	446,377.92	255,111.20	(191,266.72)	-42.85%
310051289	INTEREST	38,208.25	19,274.16	(18,934.09)	-49.55%
310051290	PENALTIES	47,394.57	45,636.14	(1,758.43)	-3.71%
TOTAL:		10,684,482.25	11,835,981.36	1,151,499.11	10.78%

Government of Guam
Gross Receipt Taxes Collection

Account Number	Description	Comparison		Variance (Dollars)	Variance (Percentage)
		December-04	December-05		
310051200	GRT COLLECTIONS (BMD) N.E.C.	339,131.96	405,214.97	66,083.01	19.49%
310051201	WHOLESALING	108,908.71	391,703.47	282,794.76	259.66%
310051202	RETAILING	3,914,583.52	4,604,824.26	690,240.74	17.63%
310051203	SERVICES	2,788,878.83	3,567,488.19	778,609.36	27.92%
310051204	RENTAL, REAL PROPERTY	637,685.91	605,811.97	(31,873.94)	-5.00%
310051205	RENTAL, OTHERS	161,683.25	160,551.35	(1,131.90)	-0.70%
310051206	PROFESSION	156,276.42	231,444.04	75,167.62	48.10%
310051207	COMMISSION	148,896.29	265,622.61	116,726.32	78.39%
310051208	INSURANCE PREMIUM	412,953.99	488,259.92	75,305.93	18.24%
310051209	CONTRACTING (LOCAL)	472,292.65	1,023,775.96	551,483.31	116.77%
310051210	CONTRACTING (U.S.)	166,117.20	21,517.72	(144,599.48)	-87.05%
310051211	AMUSEMENT	29,918.56	46,261.23	16,342.67	54.62%
310051212	INTEREST EARNED LENDING CO'S	271,819.14	93,722.60	(178,096.54)	-65.52%
310051213	PARI-MUTUEL TAX	23,462.58	23,859.66	397.08	1.69%
310051214	GRT ANNUAL RETURN FOR BANKS	-	-	-	#DIV/0!
310051283	OTHER GROSS RECEIPTS	278,656.84	306,399.67	27,742.83	9.96%
310051289	INTEREST	28,589.16	21,981.29	(6,607.87)	-23.11%
310051290	PENALTIES	77,954.73	88,075.68	10,120.95	12.98%
TOTAL:		10,017,809.74	12,346,514.59	2,328,704.85	23.25%

Government of Guam
Gross Receipt Taxes Collection

Account Number	Description	Comparison		Variance (Dollars)	Variance (Percentage)
		January-05	January-06		
310051200	GRT COLLECTIONS (BMD) N.E.C.	471,752.13	494,646.21	22,894.08	4.85%
310051201	WHOLESALE	271,501.58	204,287.33	(67,214.25)	-24.76%
310051202	RETAILING	5,819,518.76	5,972,118.68	152,599.92	2.62%
310051203	SERVICES	3,969,158.25	3,819,667.37	(149,490.88)	-3.77%
310051204	RENTAL, REAL PROPERTY	632,367.20	613,733.34	(18,633.86)	-2.95%
310051205	RENTAL, OTHERS	161,777.56	160,888.95	(888.61)	-0.55%
310051206	PROFESSION	250,814.05	225,429.87	(25,384.18)	-10.12%
310051207	COMMISSION	349,659.37	291,579.28	(58,080.09)	-16.61%
310051208	INSURANCE PREMIUM	399,844.07	525,803.96	125,959.89	31.50%
310051209	CONTRACTING (LOCAL)	794,073.38	957,223.16	163,149.78	20.55%
310051210	CONTRACTING (U.S.)	85,036.69	145,084.12	60,047.43	70.61%
310051211	AMUSEMENT	52,644.33	126,442.53	73,798.20	140.18%
310051212	INTEREST EARNED LENDING CO'S	61,650.45	53,532.48	(8,117.97)	-13.17%
310051213	PARI-MUTUEL TAX	19,502.93	19,678.37	175.44	0.90%
310051214	GRT ANNUAL RETURN FOR BANKS	-	-	-	#DIV/0!
310051283	OTHER GROSS RECEIPTS	352,281.61	353,506.42	1,224.81	0.35%
310051289	INTEREST	41,324.50	49,602.29	8,277.79	20.03%
310051290	PENALTIES	102,523.01	56,208.07	(46,314.94)	-45.18%
TOTAL:		13,835,429.87	14,069,432.43	234,002.56	1.69%

Government of Guam
Gross Receipt Taxes Collection

Account Number	Description	Comparison		Variance (Dollars)	Variance (Percentage)
		February-05	February-06		
310051200	GRT COLLECTIONS (BMD) N.E.C.	593,392.47	758,141.38	164,748.91	27.76%
310051201	WHOLESALING	270,014.59	238,844.74	(31,169.85)	-11.54%
310051202	RETAILING	4,783,343.46	5,519,777.03	736,433.57	15.40%
310051203	SERVICES	3,457,528.61	3,247,702.07	(209,826.54)	-6.07%
310051204	RENTAL, REAL PROPERTY	470,785.78	511,384.25	40,598.47	8.62%
310051205	RENTAL, OTHERS	161,865.30	117,474.07	(44,391.23)	-27.42%
310051206	PROFESSION	162,342.20	170,136.39	7,794.19	4.80%
310051207	COMMISSION	272,953.07	245,794.63	(27,158.44)	-9.95%
310051208	INSURANCE PREMIUM	321,021.16	546,228.15	225,206.99	70.15%
310051209	CONTRACTING (LOCAL)	520,709.51	900,031.10	379,321.59	72.85%
310051210	CONTRACTING (U.S.)	81,860.38	36,053.46	(45,806.92)	-55.96%
310051211	AMUSEMENT	85,410.60	99,990.43	14,579.83	17.07%
310051212	INTEREST EARNED LENDING CO'S	15,269.86	30,214.45	14,944.59	97.87%
310051213	PARI-MUTUEL TAX	31,314.34	30,980.71	(333.63)	-1.07%
310051214	GRT ANNUAL RETURN FOR BANKS	-	-	-	#DIV/0!
310051283	OTHER GROSS RECEIPTS	314,718.00	308,276.21	(6,441.79)	-2.05%
310051289	INTEREST	76,093.48	47,662.29	(28,431.19)	-37.36%
310051290	PENALTIES	145,754.00	82,804.27	(62,949.73)	-43.19%
TOTAL:		<u>11,764,376.81</u>	<u>12,891,495.63</u>	<u>1,127,118.82</u>	<u>9.58%</u>

Government of Guam
Gross Receipt Taxes Collection

Account Number	Description	Comparison		Variance (Dollars)	Variance (Percentage)
		March-05	March-06		
310051200	GRT COLLECTIONS (BMD) N.E.C.	566,554.25	805,145.93	238,591.68	42.11%
310051201	WHOLESALE	150,459.59	111,674.78	(38,784.81)	-25.78%
310051202	RETAILING	5,474,904.09	4,467,303.35	(1,007,600.74)	-18.40%
310051203	SERVICES	3,324,965.52	4,256,846.56	931,881.04	28.03%
310051204	RENTAL, REAL PROPERTY	516,899.66	639,580.50	122,680.84	23.73%
310051205	RENTAL, OTHERS	153,325.39	190,695.57	37,370.18	24.37%
310051206	PROFESSION	431,870.23	191,646.63	(240,223.60)	-55.62%
310051207	COMMISSION	235,428.01	217,413.54	(18,014.47)	-7.65%
310051208	INSURANCE PREMIUM	497,571.12	419,024.63	(78,546.49)	-15.79%
310051209	CONTRACTING (LOCAL)	872,450.41	731,282.29	(141,168.12)	-16.18%
310051210	CONTRACTING (U.S.)	16,063.15	83,523.89	67,460.74	419.97%
310051211	AMUSEMENT	98,117.60	266,367.98	168,250.38	171.48%
310051212	INTEREST EARNED LENDING CO'S	59,126.90	168,200.70	109,073.80	184.47%
310051213	PARI-MUTUEL TAX	29,202.52	25,832.27	(3,370.25)	-11.54%
310051214	GRT ANNUAL RETURN FOR BANKS	-	-	-	#DIV/0!
310051283	OTHER GROSS RECEIPTS	402,245.98	205,995.10	(196,250.88)	-48.79%
310051289	INTEREST	62,925.46	55,118.18	(7,807.28)	-12.41%
310051290	PENALTIES	141,478.38	72,484.68	(68,993.70)	-48.77%
TOTAL:		13,033,588.26	12,908,136.58	(125,451.68)	-0.96%

Government of Guam
Gross Receipt Taxes Collection

Account Number	Description	Comparison		Variance (Dollars)	Variance (Percentage)
		April-05	April-06		
310051200	GRT COLLECTIONS (BMD) N.E.C.	815,627.23	1,100,591.45	284,964.22	34.94%
310051201	WHOLESALING	161,083.60	277,648.04	116,564.44	72.36%
310051202	RETAILING	6,909,944.90	5,130,082.20	(1,779,862.70)	-25.76%
310051203	SERVICES	4,077,306.03	3,484,801.03	(592,505.00)	-14.53%
310051204	RENTAL, REAL PROPERTY	611,684.49	505,584.74	(106,099.75)	-17.35%
310051205	RENTAL, OTHERS	228,008.67	200,414.75	(27,593.92)	-12.10%
310051206	PROFESSION	271,898.05	203,143.60	(68,754.45)	-25.29%
310051207	COMMISSION	341,284.99	206,798.31	(134,486.68)	-39.41%
310051208	INSURANCE PREMIUM	954,265.22	616,904.04	(337,361.18)	-35.35%
310051209	CONTRACTING (LOCAL)	1,258,794.95	786,228.95	(472,566.00)	-37.54%
310051210	CONTRACTING (U.S.)	56,951.22	21,316.24	(35,634.98)	-62.57%
310051211	AMUSEMENT	223,397.10	134,664.82	(88,732.28)	-39.72%
310051212	INTEREST EARNED LENDING CO'S	26,830.28	40,169.44	13,339.16	49.72%
310051213	PARI-MUTUEL TAX	25,090.61	21,737.44	(3,353.17)	-13.36%
310051214	GRT ANNUAL RETURN FOR BANKS	-	-	-	
310051283	OTHER GROSS RECEIPTS	512,789.50	355,729.11	(157,060.39)	-30.63%
310051289	INTEREST	180,628.16	46,024.33	(134,603.83)	-74.52%
310051290	PENALTIES	308,558.15	44,339.32	(264,218.83)	-85.63%
TOTAL:		16,964,143.15	13,176,177.81	(3,787,965.34)	-22.33%

Government of Guam
Gross Receipt Taxes Collection

Account Number	Description	Comparison		Variance (Dollars)	Variance (Percentage)
		May-05	May-06		
310051200	GRT COLLECTIONS (BMD) N.E.C.	574,782.79	828,298.56	253,515.77	44.11%
310051201	WHOLESALING	113,121.33	114,208.62	1,087.29	0.96%
310051202	RETAILING	5,029,037.49	4,976,970.21	(52,067.28)	-1.04%
310051203	SERVICES	3,613,039.95	3,598,916.39	(14,123.56)	-0.39%
310051204	RENTAL, REAL PROPERTY	557,683.42	750,028.06	192,344.64	34.49%
310051205	RENTAL, OTHERS	143,530.54	185,561.41	42,030.87	29.28%
310051206	PROFESSION	229,150.76	234,175.80	5,025.04	2.19%
310051207	COMMISSION	263,790.64	218,985.20	(44,805.44)	-16.99%
310051208	INSURANCE PREMIUM	660,717.74	546,423.85	(114,293.89)	-17.30%
310051209	CONTRACTING (LOCAL)	886,039.62	761,173.63	(124,865.99)	-14.09%
310051210	CONTRACTING (U.S.)	19,414.47	118,489.24	99,074.77	510.31%
310051211	AMUSEMENT	108,121.55	110,122.28	2,000.73	1.85%
310051212	INTEREST EARNED LENDING CO'S	20,069.65	24,672.73	4,603.08	22.94%
310051213	PARI-MUTUEL TAX	-	18,623.81	18,623.81	#DIV/0!
310051214	GRT ANNUAL RETURN FOR BANKS	-	-	-	#DIV/0!
310051283	OTHER GROSS RECEIPTS	268,058.05	239,051.43	(29,006.62)	-10.82%
310051289	INTEREST	60,032.74	68,668.32	8,635.58	14.38%
310051290	PENALTIES	127,681.54	54,450.18	(73,231.36)	-57.35%
TOTAL:		<u>12,674,272.28</u>	<u>12,848,819.72</u>	<u>174,547.44</u>	<u>1.38%</u>

Government of Guam
Gross Receipt Taxes Collection

Account Number	Description	Comparison		Variance (Dollars)	Variance (Percentage)
		June-05	June-06		
310051200	GRT COLLECTIONS (BMD) N.E.C.	619,423.29	594,719.16	(24,704.13)	-3.99%
310051201	WHOLESALE	123,737.20	90,641.01	(33,096.19)	-26.75%
310051202	RETAILING	4,901,999.45	5,049,213.15	147,213.70	3.00%
310051203	SERVICES	3,475,878.70	3,310,767.59	(165,111.11)	-4.75%
310051204	RENTAL, REAL PROPERTY	577,895.99	603,326.53	25,430.54	4.40%
310051205	RENTAL, OTHERS	137,998.95	152,626.77	14,627.82	10.60%
310051206	PROFESSION	230,420.52	222,206.80	(8,213.72)	-3.56%
310051207	COMMISSION	260,759.95	266,874.70	6,114.75	2.34%
310051208	INSURANCE PREMIUM	1,103,833.27	956,843.63	(146,989.64)	-13.32%
310051209	CONTRACTING (LOCAL)	717,415.85	901,911.05	184,495.20	25.72%
310051210	CONTRACTING (U.S.)	240,325.99	135,365.38	(104,960.61)	-43.67%
310051211	AMUSEMENT	112,518.70	110,772.61	(1,746.09)	-1.55%
310051212	INTEREST EARNED LENDING CO'S	14,963.20	245,216.56	230,253.36	1538.80%
310051213	PARI-MUTUEL TAX	45,233.57	20,120.40	(25,113.17)	-55.52%
310051214	GRT ANNUAL RETURN FOR BANKS	-	-	-	#DIV/0!
310051283	OTHER GROSS RECEIPTS	230,924.43	266,380.37	35,455.94	15.35%
310051289	INTEREST	110,744.19	65,149.20	(45,594.99)	-41.17%
310051290	PENALTIES	144,810.18	88,455.36	(56,354.82)	-38.92%
	TOTAL:	13,048,883.43	13,080,590.27	31,706.84	0.24%

Session
August 17, 2006

Corporate	\$72,351,905
Individual	\$43,485,645
Withholding	\$188,644,496
Provision for Tax Refunds	(\$75,600,000)
<i>Total Income Taxes</i>	<i>\$228,882,046</i>
GRT	\$162,565,341
Other Taxes	\$3,054,447
TOTAL TAXES	\$394,501,834
Federal Sources	\$57,961,358
Use of Money and Property	\$906,895
Licenses, Fees and Permits	\$1,643,484
Department Charges	\$1,334,351
TOTAL GENERAL FUND REVENUES	\$456,347,922

8/17/06 D-44
bife

	FY06 Adopted Rev.	Original Submittal	1st Revised Est.	2nd Revised Est.	Variance w/ 1st Est.	Variance w/2nd Est.
I. GENERAL FUND REVENUES						
A. TAXES						
INCOME TAXES:	\$ 48,434,332.00	\$ 50,856,049.00	\$ 72,016,062.00	\$ 72,351,905.00	\$ 21,160,013.00	\$ 21,495,858.00
Corporate	\$ 41,425,453.00	\$ 43,498,728.00	\$ 36,072,810.00	\$ 43,485,645.00	\$ (7,423,916.00)	\$ (11,081.00)
Individual	\$ 192,324,954.00	\$ 201,941,202.00	\$ 180,738,597.00	\$ 188,644,496.00	\$ (21,202,605.00)	\$ (13,296,708.00)
Withholding Taxes, Interest & Penalties	\$ (72,000,000.00)	\$ (75,600,000.00)	\$ (75,600,000.00)	\$ (75,600,000.00)	\$ -	\$ -
Provision for Tax Refund	\$ 210,184,739.00	\$ 220,693,977.00	\$ 213,227,469.00	\$ 228,882,046.00	\$ (7,466,508.00)	\$ 8,188,069.00
TOTAL INCOME TAXES:	\$ 168,114,291.00	\$ 176,520,004.00	\$ 179,188,280.00	\$ 182,565,341.00	\$ 2,648,276.00	\$ (13,954,683.00)
Gross Receipts Taxes	\$ 2,170,590.00	\$ 2,279,120.00	\$ 2,948,480.00	\$ 3,054,447.00	\$ 669,360.00	\$ 775,327.00
Other Taxes	\$ 380,469,620.00	\$ 399,493,101.00	\$ 395,344,229.00	\$ 394,501,834.00	\$ (4,148,872.00)	\$ (4,991,267.00)
TOTAL TAXES	\$ 51,055,201.00	\$ 53,607,961.00	\$ 57,961,358.00	\$ 57,961,358.00	\$ 4,353,397.00	\$ 4,353,397.00
B. FEDERAL SOURCES						
(Federal Income Tax Collection)					\$ -	\$ -
Immigration Fees & Indirect Cost)					\$ -	\$ -
	\$ 129,510.00	\$ 135,896.00	\$ 1,042,582.00	\$ 906,895.00	\$ 906,886.00	\$ 770,999.00
C. USE OF MONEY & PROPERTY						
	\$ 1,382,588.00	\$ 1,906,941.00	\$ 1,567,193.00	\$ 1,643,484.00	\$ (339,748.00)	\$ (283,457.00)
D. LICENSES, FEES & PERMITS						
	\$ 2,055,979.00	\$ 2,158,778.00	\$ 1,817,856.00	\$ 1,334,351.00	\$ (540,922.00)	\$ (824,427.00)
E. DEPARTMENT CHARGES						
	\$ 435,092,898.00	\$ 457,302,677.00	\$ 457,533,218.00	\$ 456,347,922.00	\$ 230,541.00	\$ (954,755.00)
TOTAL GENERAL FUND REVENUES					\$ -	\$ -
II. SPECIAL FUND REVENUES APPROPRIATED IN THIS ACT						
A. Air Pollution Control Special Fund		\$ 221,182.00	\$ 221,182.00		\$ -	\$ -
B. Chamorro Land Trus Operations Fund		\$ 492,266.00	\$ 492,266.00		\$ -	\$ -
C. Corrections Revolving Fund		\$ 1,539,134.00	\$ 1,539,134.00		\$ -	\$ -
D. Customs, Agriculture & Quarantine Inspection Services Fund		\$ 8,167,484.00	\$ 8,167,484.00		\$ -	\$ -
E. Enhanced 911 Emergency Reporting System Fund		\$ 2,082,787.00	\$ 2,082,787.00		\$ (5,289.00)	\$ -
F. Environmental Health Fund		\$ 340,190.00	\$ 334,901.00		\$ 162,809.00	\$ -
G. Guam Contractors License Board Fund		\$ 334,901.00	\$ 497,710.00		\$ -	\$ -
H. Guam Environmental Trust Fund		\$ 191,812.00	\$ 191,812.00		\$ -	\$ -
I. Guam Highway Fund		\$ 15,324,872.00	\$ 15,324,872.00		\$ -	\$ -
J. Guam Plant Inspection & Permit Fund		\$ 44,507.00	\$ 44,507.00		\$ -	\$ -
K. Healthy Futures Fund		\$ 10,665,466.00	\$ 10,665,466.00		\$ 20,000.00	\$ -
(L) Judiciary Building Fund		\$ 20,000.00	\$ 20,000.00		\$ -	\$ -
L. Land Survey Revolving Fund		\$ 950,000.00	\$ 950,000.00		\$ 148,465.00	\$ -
(M) Land Survey Revolving Fund		\$ 370,084.00	\$ 370,084.00		\$ -	\$ -
M. Police Services Fund		\$ 201,825.00	\$ 201,825.00		\$ -	\$ -
N. Professional Engineers, Architects & Land Surveyors Board Fund		\$ 154,717.00	\$ 154,717.00		\$ -	\$ -
O. Public Recreation Services Fund		\$ 196,000.00	\$ 196,000.00		\$ -	\$ -
P. Safe Streets Fund		\$ 5,500,000.00	\$ 6,500,000.00		\$ 1,000,000.00	\$ -
Q. School Lunch/SAE/Child Nutritional Meal Reimbursement Fund		\$ 5,822,582.00	\$ 5,822,582.00		\$ -	\$ -
R. Solid Waste Fund		\$ 3,912,927.00	\$ 3,912,927.00		\$ -	\$ -
S. Street Light Fund		\$ 20,280,840.00	\$ 20,280,840.00		\$ -	\$ -
T. Territorial Education Facilities Fund		\$ 23,100,000.00	\$ 23,100,000.00		\$ -	\$ -
U. Tourist Attraction Fund		\$ 54,242.00	\$ 54,242.00		\$ -	\$ -
V. Water Protection Fund		\$ 79,518.00	\$ 79,518.00		\$ -	\$ -
W. Water Research & Development Fund		\$ 100,027,336.00	\$ 101,353,341.00		\$ 1,326,005.00	\$ -
TOTAL SPECIAL FUND REVENUES APPROPRIATED					\$ -	\$ -
III. FEDERAL MATCHING GRANTS-IN-AID REVENUES						
A. Agriculture		\$ 560,565.00	\$ 560,565.00		\$ -	\$ -
B. Guam Council on the Arts and Humanities Agency		\$ 237,600.00	\$ 237,600.00		\$ -	\$ -
C. Guam Election Commission		\$ 700,000.00	\$ 700,000.00		\$ -	\$ -
D. Guam Police		\$ 548,918.00	\$ 548,918.00		\$ -	\$ -
E. Integrated Services for Individuals with Disabilities		\$ 2,052,208.00	\$ 2,052,208.00		\$ 311,926.00	\$ -
(F) Judiciary of Guam		\$ 33,100.00	\$ 33,100.00		\$ -	\$ -
F. Labor					\$ -	\$ -

B266
BTFL
8/17

	Original Submittal	Revised Estimate	Variance
I. GENERAL FUND REVENUES			
A. TAXES			
<i>INCOME TAXES:</i>			
Corporate	\$ 50,856,049.00	\$ 72,016,062.00	\$ 21,160,013.00
Individual	\$ 43,496,726.00	\$ 36,072,810.00	\$ (7,423,916.00)
Withholding Taxes, Interest & Penalties	\$ 201,941,202.00	\$ 180,738,597.00	\$ (21,202,605.00)
Provision for Tax Refund	\$ (75,600,000.00)	\$ (75,600,000.00)	\$ -
TOTAL INCOME TAXES:	\$ 220,693,977.00	\$ 213,227,469.00	\$ (7,466,508.00)
Gross Receipts Taxes	\$ 176,520,004.00	\$ 179,168,280.00	\$ 2,648,276.00
Other Taxes	\$ 2,279,120.00	\$ 2,948,480.00	\$ 669,360.00
TOTAL TAXES	\$ 399,493,101.00	\$ 395,344,229.00	\$ (4,148,872.00)
			\$ -
B. FEDERAL SOURCES	\$ 53,607,961.00	\$ 57,961,358.00	\$ 4,353,397.00
(Federal Income Tax Collection			\$ -
Immigration Fees & Indirect Cost)			\$ -
			\$ -
C. USE OF MONEY & PROPERTY	\$ 135,896.00	\$ 1,042,582.00	\$ 906,686.00
			\$ -
D. LICENSES, FEES & PERMITS	\$ 1,906,941.00	\$ 1,567,193.00	\$ (339,748.00)
			\$ -
E. DEPARTMENT CHARGES	\$ 2,158,778.00	\$ 1,617,856.00	\$ (540,922.00)
			\$ -
TOTAL GENERAL FUND REVENUES	\$ 457,302,677.00	\$ 457,533,218.00	\$ 230,541.00
			\$ -
II. SPECIAL FUND REVENUES APPROPRIATED IN THIS ACT			\$ -
A. Air Pollution Control Special Fund	\$ 221,182.00	\$ 221,182.00	\$ -
B. Chamorro Land Trus Operations Fund	\$ 492,266.00	\$ 492,266.00	\$ -
C. Corrections Revolving Fund	\$ 1,539,134.00	\$ 1,539,134.00	\$ -
D. Customs, Agriculture & Quarantine Inspection Services Fund	\$ 8,167,484.00	\$ 8,167,484.00	\$ -
E. Enhanced 911 Emergency Reporting System Fund	\$ 2,082,787.00	\$ 2,082,787.00	\$ -
F. Environmental Health Fund	\$ 340,190.00	\$ 334,901.00	\$ (5,289.00)
G. Guam Contractors License Board Fund	\$ 334,901.00	\$ 497,710.00	\$ 162,809.00
H. Guam Environmental Trust Fund	\$ 191,812.00	\$ 191,812.00	\$ -
I. Guam Highway Fund	\$ 15,324,872.00	\$ 15,324,872.00	\$ -
J. Guam Plant Inspection & Permit Fund	\$ 44,507.00	\$ 44,507.00	\$ -
K. Healthy Futures Fund	\$ 10,665,466.00	\$ 10,665,466.00	\$ -
(L) Judiciary Building Fund		\$ 20,000.00	\$ 20,000.00
L. Land Survey Revolving Fund	\$ 950,000.00	\$ 950,000.00	\$ -
(M) Land Survey Revoloving Fund		\$ 148,485.00	\$ 148,485.00

B266 ③
818/06

Government of Guam FY 2006 General Fund Collection

Account Number	Description	As of June 30, 2006
	GENERAL FUND	
	TAXES	
310051102	Corporate	39,936,198.43
310051101	Individual	34,009,247.99
310051103	INCOME TAX WITHOLDING	124,853,850.15
310051189	INTEREST	638,707.81
310051190	INCOME TAX PENALTY	521,287.67
310051191	PENALTY- I.T., NO S.S.	17,320.55
310051199	Provision for Tax Refund	(55,774,606.00)
3100512	Gross Receipt Taxes	115,278,002.10
3100513/3100514/310020	Other taxes	2,475,827.80
	Total Taxes	<u>261,955,836.50</u>
310055/310058/310059	FEDERAL SOUCES	44,918,162.16
310054/310057	USE OF MONEY AND PROPERTY	259,344.32
3100522	LICENSES, FEES, AND PERMITS	1,115,024.99
310056	DEPARTMENT CHARGES	568,247.43
	TOTAL GENERAL FUND	<u><u>308,816,615.40</u></u>

Source: BBMR

Run Date . . : 8/18/06
Run Time . . : 12:47:59

REVENUE ACCOUNTS

Page . . : 1
Program: PRTREVF

User ID. . . . : BMRDIAZG
To date. . . . : 6/2006
Account. . . . : 3100511

<u>Account Number</u>	<u>Account Name</u>	<u>Est Revenue</u>	<u>Realized Revenue</u>	<u>Unrealized Revenue</u>
310051100	INCOME TAX COLLECTIONS-N.E.C.		34,009,247.99-	34,009,247.99
310051101	INCOME TAX INDIVIDUAL		39,936,198.43-	39,936,198.43
310051102	INCOME TAX CORPORATION		124,853,850.15-	124,853,850.15
310051103	INCOME TAX WITHOLDING		638,707.81-	638,707.81
310051189	INTEREST		521,287.67-	521,287.67
310051190	INCOME TAX PENALTY		17,320.55-	17,320.55
310051191	PENALTY- I.T., NO S.S.		55,774,606.00	55,774,606.00-
310051199	PROVISION FOR TAX REFUND			
FINAL TOTALS	Count: 8		144,202,006.60-	144,202,006.60

Run Date . : 8/18/06
Run Time . : 12:48:13

REVENUE ACCOUNTS

Page . : 1
Program: PRTREVF

User ID. . . . : BMRDIAZG
To date. . . . : 6/2006
Account. . . . : 3100512

<u>Account Number</u>	<u>Account Name</u>	<u>Est Revenue</u>	<u>Realized Revenue</u>	<u>Unrealized Revenue</u>
310051200	GRT COLLECTIONS (BMD) - N.E.C.		5,631,651.37-	5,631,651.37
310051201	WHOLESALE		2,101,767.02-	2,101,767.02
310051202	RETAILING		44,843,323.28-	44,843,323.28
310051203	SERVICES		32,295,819.91-	32,295,819.91
310051204	RENTAL, REAL PROPERTY		5,553,518.28-	5,553,518.28
310051205	RENTAL - OTHERS		1,448,013.71-	1,448,013.71
310051206	PROFESSION		1,933,798.00-	1,933,798.00
310051207	COMMISSION		2,224,820.14-	2,224,820.14
310051208	INSURANCE PREMIUM		5,037,827.47-	5,037,827.47
310051209	CONTRACTING (LOCAL)		7,558,166.98-	7,558,166.98
310051210	CONTRACTING (U.S.)		745,711.81-	745,711.81
310051211	AMUSEMENT		1,119,152.53-	1,119,152.53
310051212	INTEREST EARNED LENDING CO'S		1,040,087.50-	1,040,087.50
310051213	PARI-MUTUEL TAX		210,507.81-	210,507.81
310051214	GRT ANNUAL RETURN FOR BANKS			
310051283	OTHER GROSS RECEIPTS		2,570,401.24-	2,570,401.24
310051289	INTEREST		390,342.48-	390,342.48
310051290	PENALTIES		573,092.57-	573,092.57
FINAL TOTALS	Count: 18		115,278,002.10-	115,278,002.10

Run Date . . : 8/18/06
Run Time . . : 12:48:21

REVENUE ACCOUNTS

Page . . : 1
Program: PRTREVF

User ID. . . . : BMRDIAZG
To date. . . . : 6/2006
Account. . . . : 3100513

<u>Account Number</u>	<u>Account Name</u>	<u>Est Revenue</u>	<u>Realized Revenue</u>	<u>Unrealized Revenue</u>
310051301	ADMISSION			
310051302	RECREATION FACILITIES		7,740.00-	7,740.00
FINAL TOTALS	Count: 2		7,740.00-	7,740.00

Run Date . . : 8/18/06
Run Time . . : 12:48:35

REVENUE ACCOUNTS

Page . . : 1
Program: PRTREVF

User ID. . . . : BMRDIAZG
To date. . . . : 6/2006
Account. . . . : 3100514

<u>Account Number</u>	<u>Account Name</u>	<u>Est Revenue</u>	<u>Realized Revenue</u>	<u>Unrealized Revenue</u>
310051400	FORM BRM (USE TAX)			
310051401	IMPORTATION-USE TAX		143,993.75-	143,993.75
310051402	LOCAL PURCHASES		226,725.39-	226,725.39
310051490	PENALTIES		274.92-	274.92
FINAL TOTALS	Count:	4	370,994.06-	370,994.06

Run Date . . : 8/18/06
Run Time . . : 12:48:47

REVENUE ACCOUNTS

Page . . : 1
Program: PRTREVF

User ID. . . . : BMRDIAZG
To date. . . . : 6/2006
Account. . . . : 310020

<u>Account Number</u>	<u>Account Name</u>	<u>Est Revenue</u>	<u>Realized Revenue</u>	<u>Unrealized Revenue</u>
310020801	FORM BRM - USE TAX		2,076,443.17-	2,076,443.17
310020802	BUSINESS IMPORTATION USE TAX		24,788.04-	24,788.04
310020803	INDIVIDUAL IMPORTATION USE TAX		4,160.00	4,160.00-
310020804	INDIVIDUAL USE TAX EXEMPTION		22.53-	22.53
310020899	REV-OVER PAYMENT			
FINAL TOTALS	Count: 5		2,097,093.74-	2,097,093.74

Run Date . . : 8/18/06
Run Time . . : 12:49:08

REVENUE ACCOUNTS

Page . . : 1
Program: PRTREVF

User ID . . . : BMRDIAZG
To date . . . : 6/2006
Account . . . : 310055

<u>Account Number</u>	<u>Account Name</u>	<u>Est Revenue</u>	<u>Realized Revenue</u>	<u>Unrealized Revenue</u>
310055101	IMMIGRATION FEES		1,072,040.00-	1,072,040.00
310055102	INCOME TAX W/HOLDING SEC 30		42,618,645.00-	42,618,645.00
310055103	ADDITIONAL CHILD TAX CREDIT			
310055104	JOBS & GROWTH TAX RELIEF 2003			
310055105	DYA JUVENILE IMMIGRATION FEE		21,715.15-	21,715.15
FINAL TOTALS	Count: 5		43,712,400.15-	43,712,400.15

Run Date . . : 8/18/06
Run Time . . : 12:49:19

REVENUE ACCOUNTS

Page . . : 1
Program : PRTRFV

User ID. . . : BMRDIAZG
To date. . . : 6/2006
Account. . . : 310058

<u>Account Number</u>	<u>Account Name</u>	<u>Est Revenue</u>	<u>Realized Revenue</u>	<u>Unrealized Revenue</u>
310058102	OFFICE OF THE GOVERNOR-I/C			
310058104	BBMR - INDIRECT COST			
310058108	REVENUE&TAXATION-INDIRECT COST			
310058109	BU OF PLANNING - INDIRECT COST		21,418.48-	21,418.48
310058111	DEPT OF LAW - INDIRECT COST			
310058112	GUAM POLICE - INDIRECT COST			
310058113	CORRECTIONS - INDIRECT COST			
310058114	COMMERCE - INDIRECT COST			
310058115	AHRD - INDIRECT COST			
310058116	AGRICULTURE - INDIRECT COST		25,264.96-	25,264.96
310058117	DEPT OF PH&SS - INDIRECT COST			
310058120	YOUTH AFFAIRS-INDIRECT COSTS		46,273.09-	46,273.09
310058122	GEPA - FEDERAL INDIRECT COSTS			
310058123	MENTAL HEALTH-INDIRECT COSTS			
310058124	DEPT OF LABOR-INDIRECT COSTS		5,816.50-	5,816.50
310058126	VOC. REHAB - INDIRECT COST			
310058127	CIVIL DEFENSE - INDIRECT COSTS			
310058134	GEO-INDIRECT COST			
310058140	CAHA - INDIRECT COSTS			
310058209	FED REIMB FEMA - PALNNING			
310058234	GEO WORKSHOP TRAINING			
310058300	FEDERAL REIMB-WRITE OFF RECOUP		549,152.35-	549,152.35
310058302	PRIOR YR FED REIMB/ADJ - GOV			
310058306	PRIOR YRS FED REIMB/ADJ-DOA		1,166.00-	1,166.00
310058309	PRIOR YRS FED REIMB/ADJ-PLANNG			
310058310	PRIOR YRS FED REIMB/ADJ - DPW		356,257.18-	356,257.18
310058311	PRIOR YRS FED REIM/ADJ-LAW			
310058312	PRIOR YRS FED REIM/ADJ-GPD			
310058313	DOC JAIL SERVICE TO LOCAL USAF			
310058314	PRIOR YRS FED REIM/ADJ-COMMERC			
310058315	PRIOR YRS FED REIMB/ADJ-AHRD			
310058316	PRIOR YRS FED REIMB/ADJ-AGRICU		30,604.44	30,604.44-
310058317	PRIOR YRS FED REIMB/ADJ - PHSS			
310058318	PRIOR YRS FED REIM/ADJ-LIBRARY			
310058319	PRIOR YRS FED REIM/ADJ - DOE			
310058320	PRIOR YRS FED REIMB/ADJ - DYA			
310058322	PRIOR YRS FED REIMB/ADJ - GEPA		7,081.41-	7,081.41
310058323	PRIOR YRS FED REIMB/ADJ - DMH			
310058324	PRIOR YRS FED REIMB/ADJ - DOL			
310058325	PRIOR YRS FED REIMB/ADJ - DPR			
310058326	PRIOR YRS FED REIMB/ADJ -DISID			
310058327	PRIOR YRS FED REIMB/ADJ - CD			
310058328	PRIOR YRS FED REIM/ADJ-MAYORS'			
310058329	PRIOR YRS FED REIMB/ADJ - DLM			
310058332	PRIOR YRS FED REIM/ADJ-CUSTOMS			
310058334	PRIOR YRS FED REIMB/ADJ - GEO		41,853.08-	41,853.08
310058337	PRIOR YRS FED REIM/ADJ-MIL AFR		25,269.14	25,269.14-
310058340	PRIOR YRS FED REIMB/ADJ-CAHA			
310058342	PRIOR YRS FED REIMB/ADJ - GFD			
310058378	PRIOR YRS FED REIMB/ADJ - PUAG			

Run Date . . : 8/18/06
Run Time . . : 12:49:19

REVENUE ACCOUNTS

Page . . : 2
Program: PRTREVF

User ID . . . : BMRDIAZG
To date . . . : 6/2006
Account . . . : 310058

<u>Account Number</u>	<u>Account Name</u>	<u>Est Revenue</u>	<u>Realized Revenue</u>	<u>Unrealized Revenue</u>
310058399	PRIOR YRS FED REIM/ADJ-AUTOMOU			
310058417	RECOVERY FROM INDIVIDUALS		755.25-	755.25
310058420	DYA CONFERENCE/WORKSHOP			
310058511	INCENTIVE PYMNT-CHILD SUPPORT			
310058517	ELDERLY FEEDINGS REIMBURSEMENT			
310058599	GRANTEE ALLOWANCE-TYPHOON PAKA			
FINAL TOTALS	Count: 56		999,164.72-	999,164.72

Run Date . . : 8/18/06
Run Time . . : 12:49:26

REVENUE ACCOUNTS

Page . . : 1
Program: PRTREVF

User ID. . . . : BMRDIAZG
To date. . . . : 6/2006
Account. . . . : 310059

<u>Account Number</u>	<u>Account Name</u>	<u>Est Revenue</u>	<u>Realized Revenue</u>	<u>Unrealized Revenue</u>
310059100	CONTRIB FR FEMA			
310059191	CHILD SUPPORT AFDC LOCAL SHARE		206,597.29-	206,597.29
310059200	NATL.SCHL LUNCH/BREAKFAST PROG			
310059400	WAIVER-LOCAL MATCH TO FED PROG			
FINAL TOTALS	Count: 4		206,597.29-	206,597.29

Run Date . . : 8/18/06
Run Time . . : 12:49:37

REVENUE ACCOUNTS

Page . . : 1
Program: PRTREVF

User ID. . . . : BMRDIAZG
To date. . . . : 6/2006
Account. . . . : 310054

<u>Account Number</u>	<u>Account Name</u>	<u>Est Revenue</u>	<u>Realized Revenue</u>	<u>Unrealized Revenue</u>
310054101	INTEREST ON BANK DEPOSITS		88,325.79-	88,325.79
310054105	INT/PENALTY-BOUNCED CHECKS		2,990.00-	2,990.00
310054201	GOVERNMENT BUILDINGS - RENTAL			
310054202	GOVERNMENT LAND			
310054203	INCOME FROM BANK ERRORS		.89-	.89
310054301	RENTAL - TIYAN FACILITIES			
310054305	CONCESSION FEES-TIYAN COMPOUND			
FINAL TOTALS	Count: 7		91,316.68-	91,316.68

Run Date . . : 8/18/06
Run Time . . : 12:49:48

REVENUE ACCOUNTS

Page . . : 1
Program: PRTREVF

User ID. . . . : BMRDIAZG
To date. . . . : 6/2006
Account. . . . : 310057

<u>Account Number</u>	<u>Account Name</u>	<u>Est Revenue</u>	<u>Realized Revenue</u>	<u>Unrealized Revenue</u>
310057101	DONATIONS AND CONTRIBUTIONS			
310057102	COMMISSION TEL PAYSTATION REV		38.59-	38.59
310057103	MARKETING OF GMTA PROPERTIES			
310057202	RECOVERY - DAMAGED PROPERTY		6,514.00-	6,514.00
310057203	COMPENSATION FOR LOSS OF PROPE		52.00	52.00-
310057204	SALE OF GOVERNMENT PROP SURPLU		7,259.48-	7,259.48
310057207	SALES OF GOVERNMENT LAND		2,856.37-	2,856.37
310057208	INTEREST ON INSTALLMENT SALES			
310057301	ESCHEAT MONIES UNCLAIMED CHECK			
310057302	ESCHEAT MONIES DORMANT ACCOUNT		109,769.60-	109,769.60
310057310	REIMBURSE FOR 5100C960201CH001		41,641.60-	41,641.60
310057390	ADJUST PRIOR YRS EXPN/REV			
FINAL TOTALS	Count: 12		168,027.64-	168,027.64

Run Date . . : 8/18/06
Run Time . . : 12:49:59

REVENUE ACCOUNTS

Page . . : 1
Program: PRTREVF

User ID. . . . : BMRDIAZG
To date. . . . : 6/2006
Account. . . . : 3100522

<u>Account Number</u>	<u>Account Name</u>	<u>Est Revenue</u>	<u>Realized Revenue</u>	<u>Unrealized Revenue</u>
310052200	LICENSES, OTHER		3,519.50-	3,519.50
310052201	ALCOHOLIC BEVERAGES		330,980.00-	330,980.00
310052202	WHOLESALE BUSINESS		74,839.00-	74,839.00
310052203	RETAIL BUSINESS		169,524.00-	169,524.00
310052204	MANUFACTURERS		6,225.75-	6,225.75
310052205	SERVICE BUSINESS		250,845.12-	250,845.12
310052206	LCENSES, PROFESSIONAL & OCCUP			
310052207	ACCOUNTANT FEES			
310052208	COCKPIT LICENSES		60.00-	60.00
310052209	INSURANCE CERTIFICATES		114,595.50-	114,595.50
310052210	LICENSES, BOXING			
310052211	BROKERS / DEALERS REGISTRATION		4,147.00-	4,147.00
310052212	COIN VENDING MACHINE		94,036.06-	94,036.06
310052213	LICENSE, MASTER ELECTRICIAN			
310052214	UNIFORM CONSUMER CODING		34,925.00-	34,925.00
310052215	REGULATORY RENEWAL EXAM FEE		4,658.81-	4,658.81
310052290	PENALTIES & INTEREST		26,669.25-	26,669.25
FINAL TOTALS	Count: 17		1,115,024.99-	1,115,024.99

Run Date . . : 8/18/06
Run Time . . : 12:50:09

REVENUE ACCOUNTS

Page . . : 1
Program: PRTREVF

User ID. . . . : BMRDIAZG
To date. . . . : 6/2006
Account. . . . : 310056

<u>Account Number</u>	<u>Account Name</u>	<u>Est Revenue</u>	<u>Realized Revenue</u>	<u>Unrealized Revenue</u>
310056101	SUPPORT OF FEDERAL PRISONERS			
310056102	MAINT & UPKEEP OF INS INMATES			
310056103	SALES AND PENALTY-IMPOUNDED AN			
310056106	GUN OWNERS I.D. CARDS			
310056109	PROCESSING FEE-H-2 WORKERS			
310056110	OTHERS			
310056201	REFUSE COLLECTION			
310056202	BUILDING RE-INSPECTION FEES			
310056203	TOWING SERVICES		10,050.26-	10,050.26
310056204	CARE & PROTECTION OF HIGHWAYS			
310056205	JANITORIAL SERVICES		2,350.00-	2,350.00
310056206	OTHER-PUBLIC WORKS		22,760.00-	22,760.00
310056207	PLANS & SPECIFICATIONS			
310056208	6" PVC UNDERGRND CONDUITS GPA			
310056299	CASH OVER/SHORT-PUBLIC WORKS			
310056301	VITAL STATISTICS		76,975.60-	76,975.60
310056302	BIRTH CERTIFICATES			
310056303	HEALTH PERMITS - BUSINESS		18,455.00-	18,455.00
310056304	CERTIFICATION OF OFFICIAL RECO		765.00-	765.00
310056307	CHILD CARE FACILITIES LICENSES			
310056312	PH REGISTRATION AND PENALTY		60.00-	60.00
310056313	CUSTOM APPLICATION OF PESTICID			
310056316	WELL DRILLING PERMIT		6,720.00-	6,720.00
310056317	PHYSICAL EXAMINATION FOR ALIEN			
310056320	DE-RATTING INSPECTION AND CERT		81.50-	81.50
310056325	NURSING SERVICES			
310056327	USE OF SCH ATHLETIC FACILITY		13,379.00-	13,379.00
310056328	WATER/WASTEWATER OPR LICENSE			
310056330	HEALTH PROF LICENSING			
310056331	ANIMAL QUARANTINE		10.00-	10.00
310056333	REVENUE - ANIMAL STERLIZATION		471.50-	471.50
310056341	ALLIED HEALTH-LICENSING & TEST			
310056342	DENTAL BOARD-LICENSING & TESTI			
310056343	MEDICAL BOARD-LICENSING & TEST			
310056344	NURSING BOARD-LICENSING & TEST			
310056347	COSMETOLOGY BD-LICENSING & TES		40.00	40.00-
310056391	OTHER PHSS		2,709.00-	2,709.00
310056602	SALES-FARM CROPS, PLANTS, LIVE			
310056603	SALES - SEEDS, FERTILIZERS, PEST			
310056605	OTHERS			
310056606	OTHERS-AGRICULTURE		85,129.00-	85,129.00
310056701	WEIGHT & MEASURES FEES			
310056704	VENDING MACHINE CONCESSION			
310056711	ATTORNEY GENERAL COPY FEES		150.00-	150.00
310056795	GUAM PRODUCT SEAL			
310056801	PASSPORT FEES			
310056802	PASSPORT EXPEDITE FEE		262,660.75-	262,660.75
310056901	REGISTRY FEES (REV. & TAX.)		33,987.33-	33,987.33
310056902	COPIES OF DOCUMENT FEES		6,903.15-	6,903.15
310056904	JURY DUTY FEES			

Run Date . . : 8/18/06
 Run Time . . : 12:50:09

REVENUE ACCOUNTS

User ID. . . . : BMRDIAZG
 To date. . . . : 6/2006
 Account. . . . : 310056

<u>Account Number</u>	<u>Account Name</u>	<u>Est Revenue</u>	<u>Realized Revenue</u>	<u>Unrealized Revenue</u>
310056906	LOAN GUARRANTEE FEES			
310056907	DATA PROCESSING SERVICES			
310056909	ELECTION REGISTRATION FEE			
310056910	RECORDING FEES (LAND MAP)		15,269.00-	15,269.00
310056912	CERTIFICATION OF DOCUMENT FEES		1,628.06-	1,628.06
310056914	COMMISSION ON BEVERAGE STANDS		43,212.03	43,212.03-
310056916	CASH SHORT/OVER-GENERAL GOV.		7,977.75-	7,977.75
310056917	UNIFORM COMM. CODE.GEN. GOV.			
310056919	CONFISCATED MONIES-GEN. GOV.		305.00-	305.00
310056920	OFFER IN COMPROMISE (OIC) FEES		5,076.00-	5,076.00
310056921	LIEN FEES (REV AND TAX)			
310056922	RULINGS OPIN ADVIS DETER FEES			
310056923	CLOSING PRICING AGREEMENT FEES		1,600.00-	1,600.00
310056940	SETTLEMENT OF CIVIL PENALTIES			
310056941	CIVIL PENALTIES/ATTY FEES			
310056975	SALVAGE FEES		1,025.00-	1,025.00
310056981	NOTARY FEES		31,283.00-	31,283.00
310056982	COURT SETTLEMENT - RESTITUTION		3,516.56-	3,516.56
310056990	OTHERS		202.00-	202.00
310056991	WITNESS FEE			
FINAL TOTALS	Count: 70		568,247.43-	568,247.43